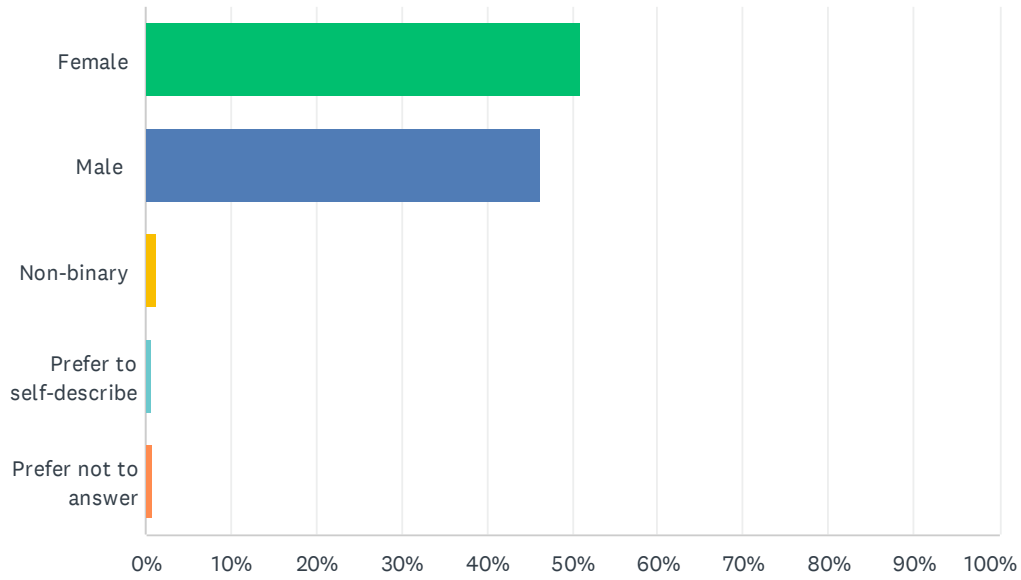


## Q1 What is your sex?

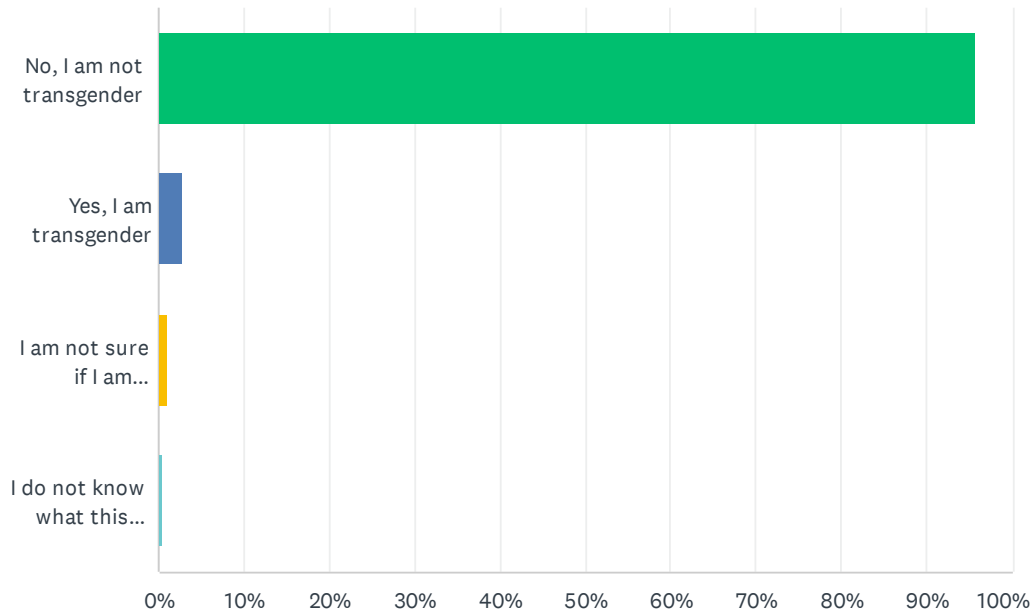
Answered: 470 Skipped: 0



ANSWER CHOICES	RESPONSES	
Female	51.06%	240
Male	46.17%	217
Non-binary	1.28%	6
Prefer to self-describe	0.64%	3
Prefer not to answer	0.85%	4
<b>TOTAL</b>		<b>470</b>

## Q2 Some people describe themselves as transgender when their sex at birth does not match the way they think or feel about their gender. Are you transgender?

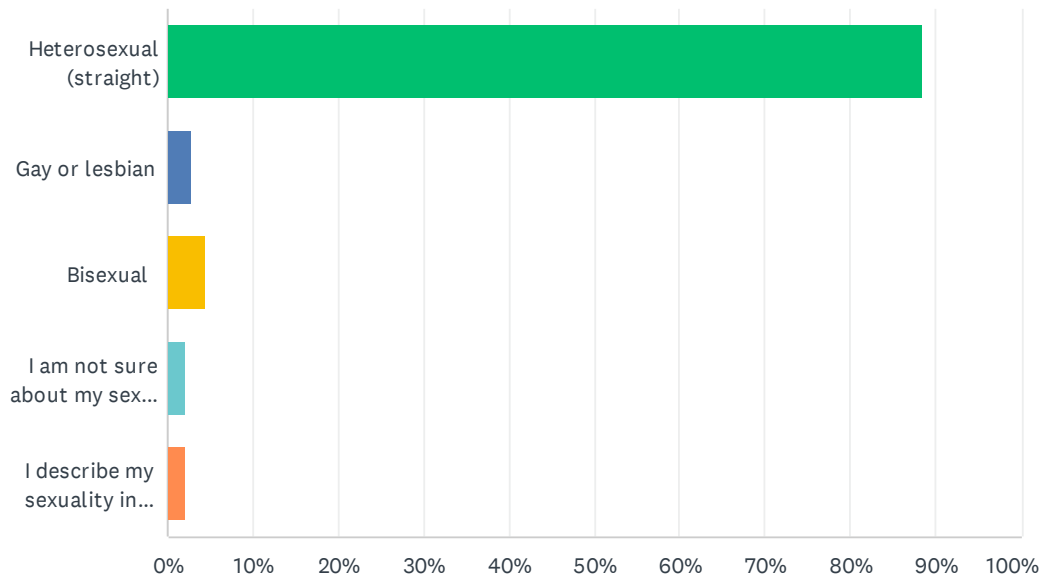
Answered: 470 Skipped: 0



ANSWER CHOICES	RESPONSES	
No, I am not transgender	95.74%	450
Yes, I am transgender	2.77%	13
I am not sure if I am transgender	1.06%	5
I do not know what this question is asking	0.43%	2
<b>TOTAL</b>		<b>470</b>

### Q3 Which of the following best describes you?

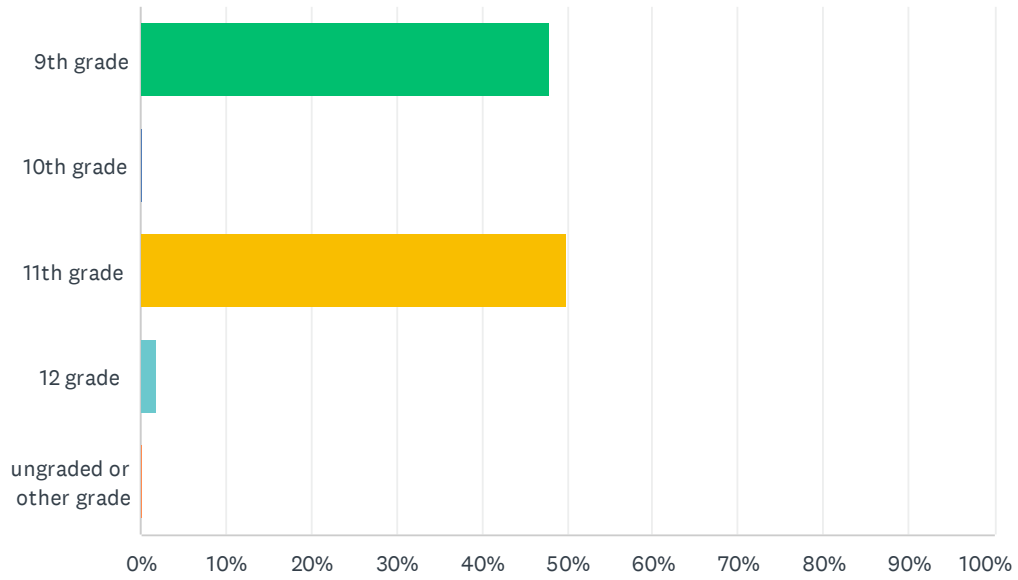
Answered: 468 Skipped: 2



ANSWER CHOICES	RESPONSES	
Heterosexual (straight)	88.46%	414
Gay or lesbian	2.78%	13
Bisexual	4.49%	21
I am not sure about my sexual orientation (questioning)	2.14%	10
I describe my sexuality in some other way	2.14%	10
<b>TOTAL</b>		<b>468</b>

## Q4 In what grade are you?

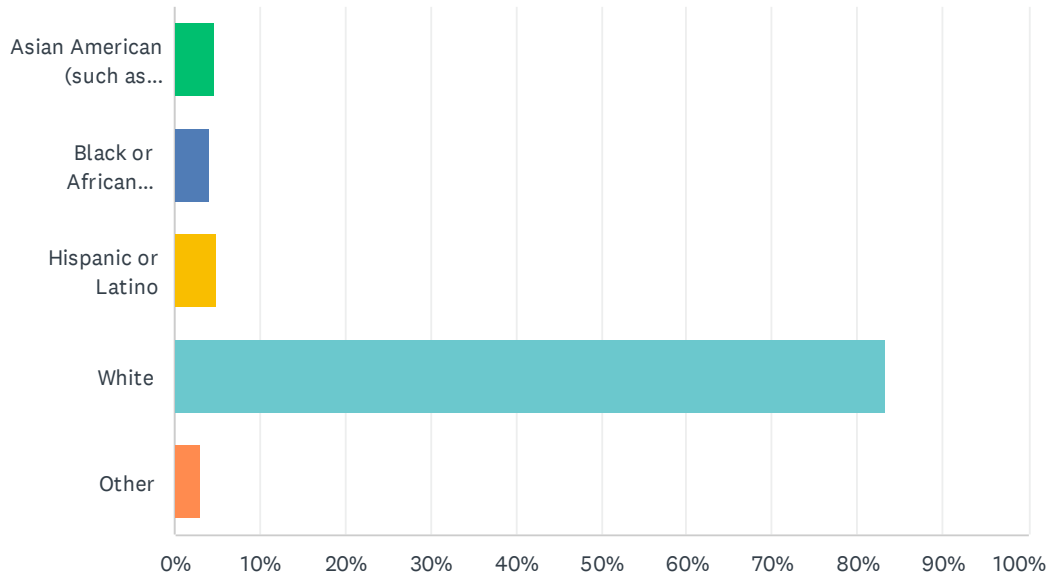
Answered: 470 Skipped: 0



ANSWER CHOICES	RESPONSES	
9th grade	47.87%	225
10th grade	0.21%	1
11th grade	49.79%	234
12 grade	1.91%	9
ungraded or other grade	0.21%	1
<b>TOTAL</b>		<b>470</b>

## Q5 How do you describe yourself?

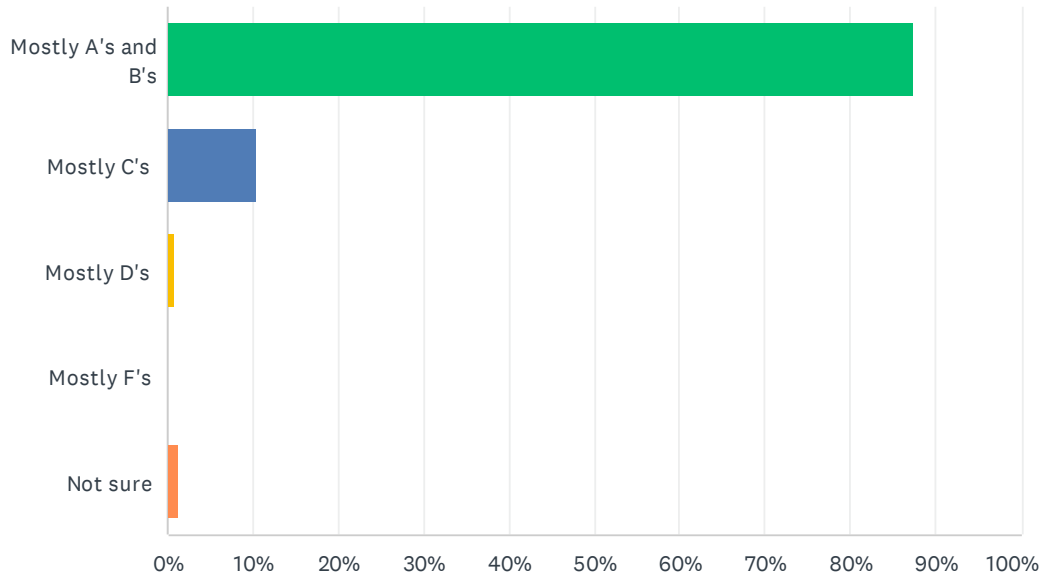
Answered: 470 Skipped: 0



ANSWER CHOICES	RESPONSES	
Asian American (such as Chinese, Japanese, Korean, Thai, Vietnamese, East Indian)	4.68%	22
Black or African American	4.04%	19
Hispanic or Latino	4.89%	23
White	83.40%	392
Other	2.98%	14
<b>TOTAL</b>		<b>470</b>

## Q6 During the past 12 months, how would you describe your grades in school?

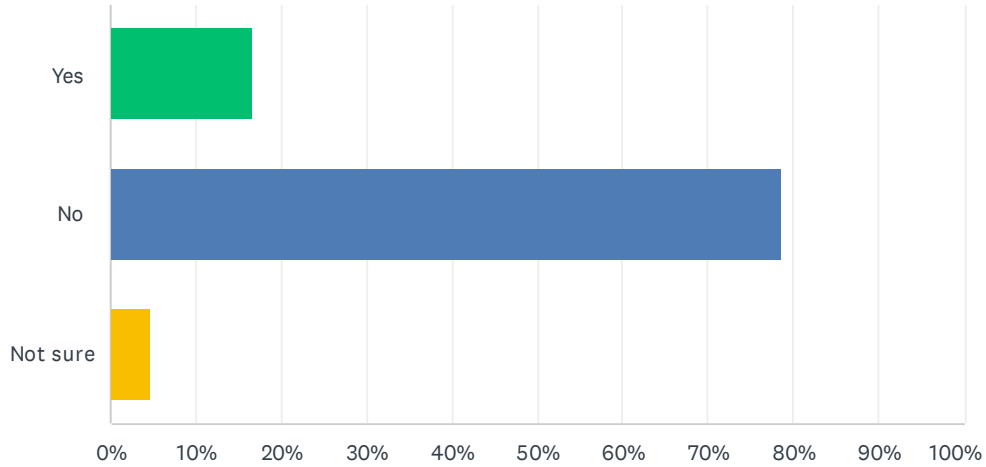
Answered: 470 Skipped: 0



ANSWER CHOICES	RESPONSES	
Mostly A's and B's	87.45%	411
Mostly C's	10.43%	49
Mostly D's	0.85%	4
Mostly F's	0.00%	0
Not sure	1.28%	6
<b>TOTAL</b>		<b>470</b>

## Q7 Are you receiving special education services? (That is, do you have an IEP?)

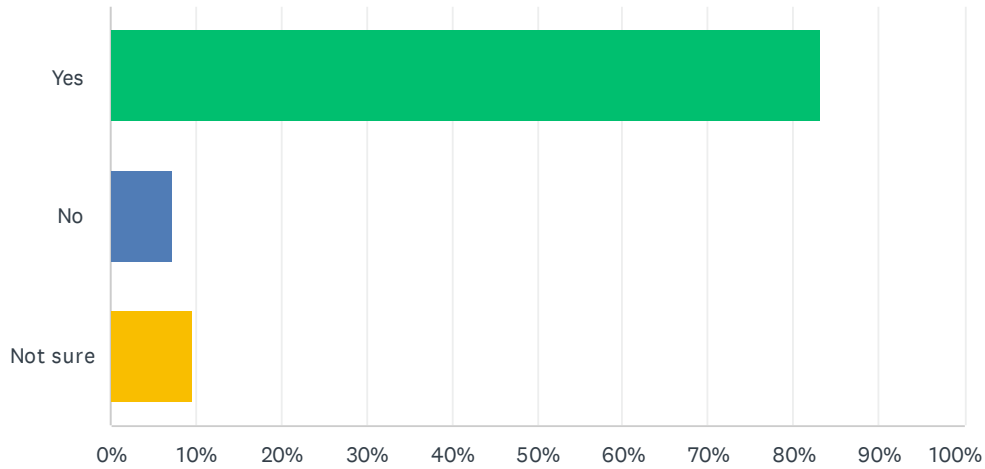
Answered: 469 Skipped: 1



ANSWER CHOICES	RESPONSES	
Yes	16.63%	78
No	78.68%	369
Not sure	4.69%	22
<b>TOTAL</b>		<b>469</b>

## Q8 Is there at least one teacher or adult in this school that you can talk to if you have a problem?

Answered: 470 Skipped: 0

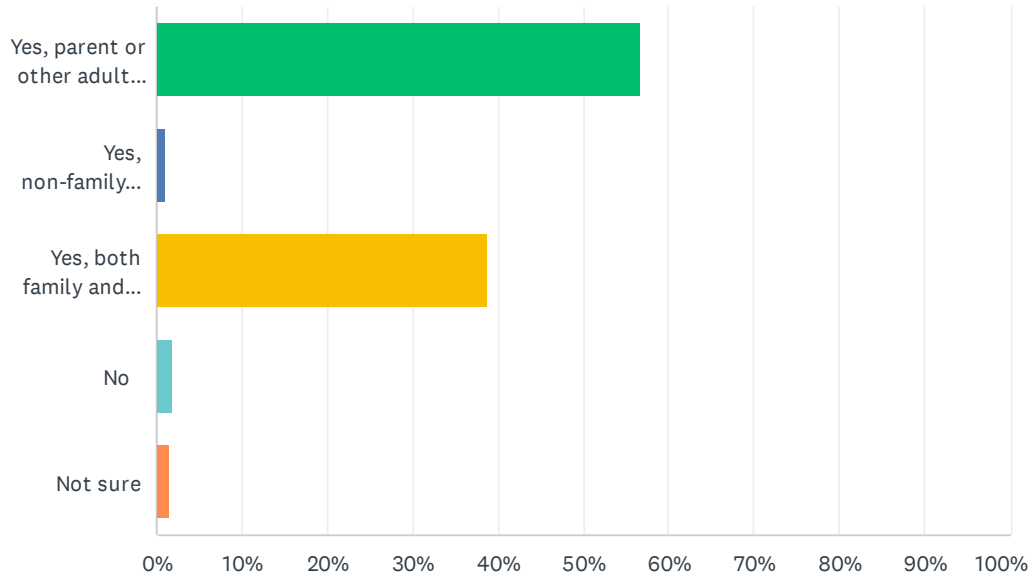


ANSWER CHOICES	RESPONSES	
Yes	83.19%	391
No	7.23%	34
Not sure	9.57%	45
<b>TOTAL</b>		<b>470</b>



## Q9 Outside of school, is there an adult (or adults) you can talk to about things that are important to you?

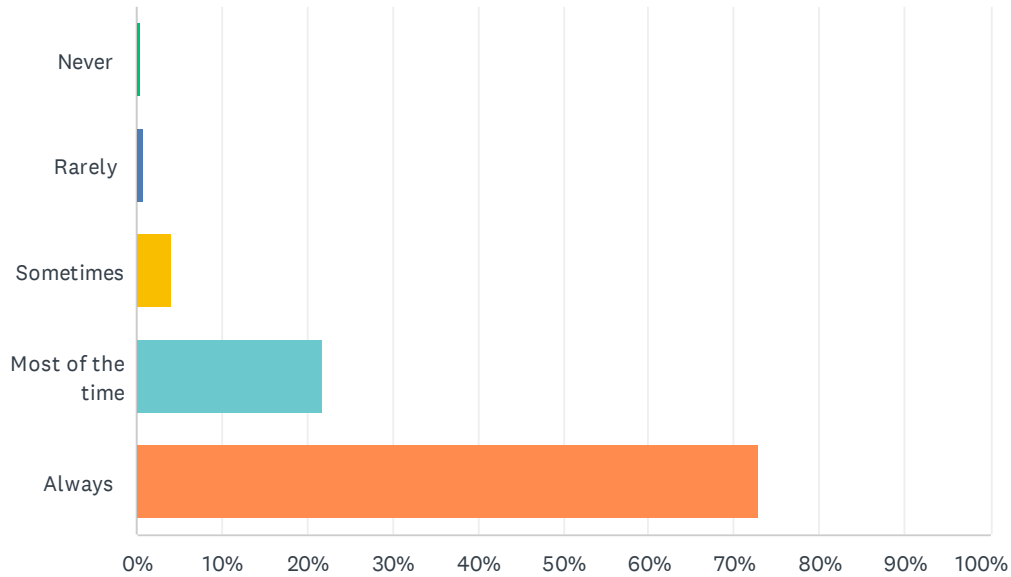
Answered: 470 Skipped: 0



ANSWER CHOICES	RESPONSES	
Yes, parent or other adult family member	56.81%	267
Yes, non-family adult (such as religious leader, club advisor, neighbor, etc.)	1.06%	5
Yes, both family and non-family adults	38.72%	182
No	1.91%	9
Not sure	1.49%	7
<b>TOTAL</b>		<b>470</b>

## Q10 How often do you wear a seat belt when riding in a car driven by someone else?

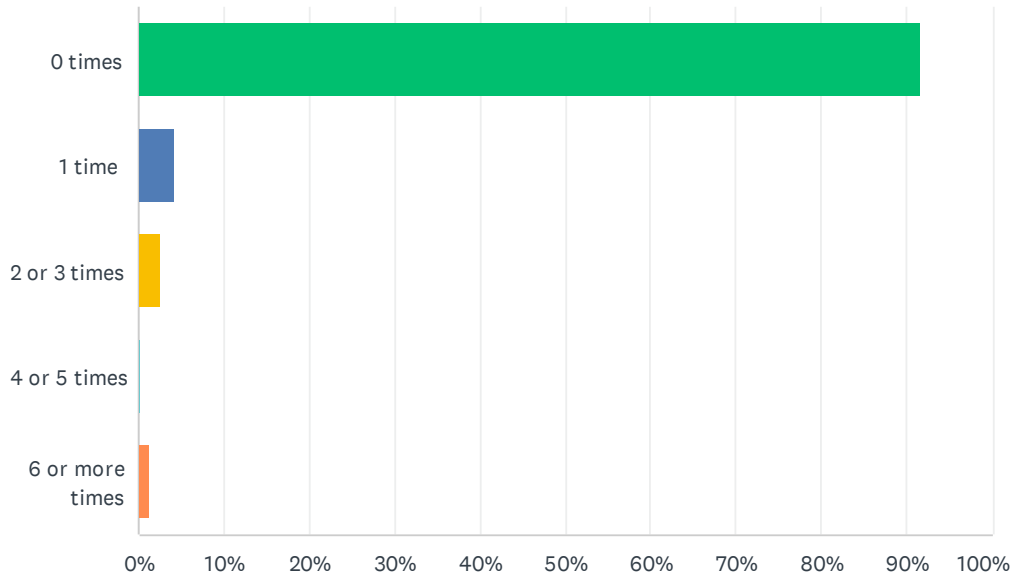
Answered: 470 Skipped: 0



ANSWER CHOICES	RESPONSES
Never	0.43% 2
Rarely	0.85% 4
Sometimes	4.04% 19
Most of the time	21.70% 102
Always	72.98% 343
<b>TOTAL</b>	<b>470</b>

### Q11 During the past 30 days, how many times did you ride in a car or other vehicle driven by someone who had been drinking alcohol?

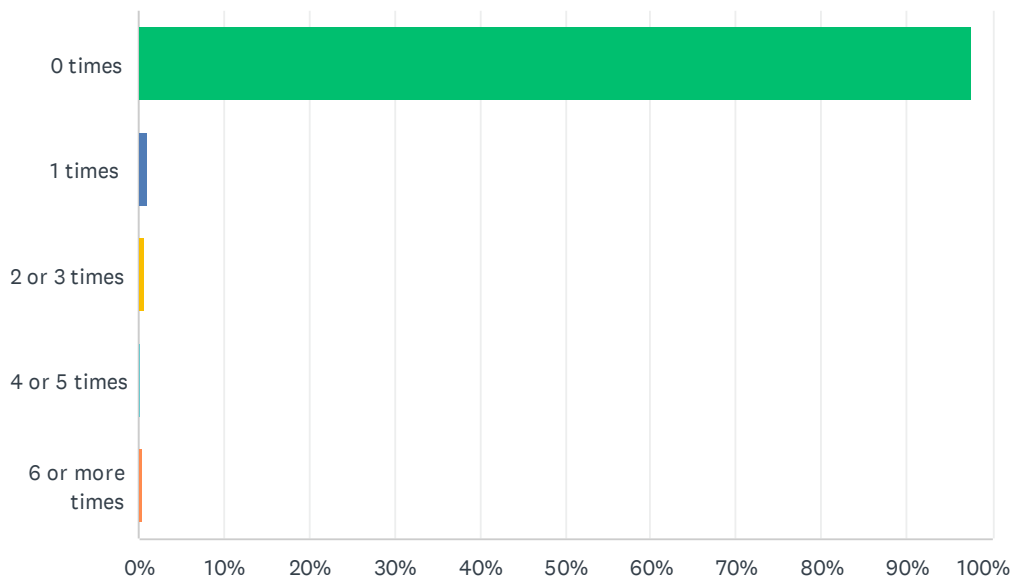
Answered: 470 Skipped: 0



ANSWER CHOICES	RESPONSES
0 times	91.70% 431
1 time	4.26% 20
2 or 3 times	2.55% 12
4 or 5 times	0.21% 1
6 or more times	1.28% 6
<b>TOTAL</b>	<b>470</b>

### Q12 During the past 30 days, how many times did you drive a car or other vehicle when you had been drinking alcohol?

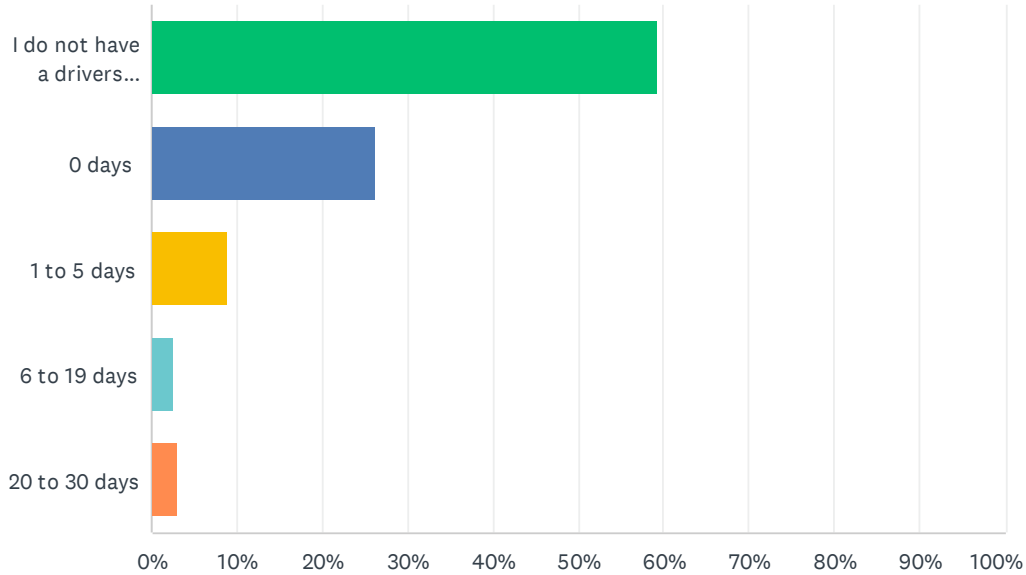
Answered: 470 Skipped: 0



ANSWER CHOICES	RESPONSES
0 times	97.66% 459
1 times	1.06% 5
2 or 3 times	0.64% 3
4 or 5 times	0.21% 1
6 or more times	0.43% 2
<b>TOTAL</b>	<b>470</b>

### Q13 During the past 30 days, how many days did you text or email while driving a car or other vehicle?

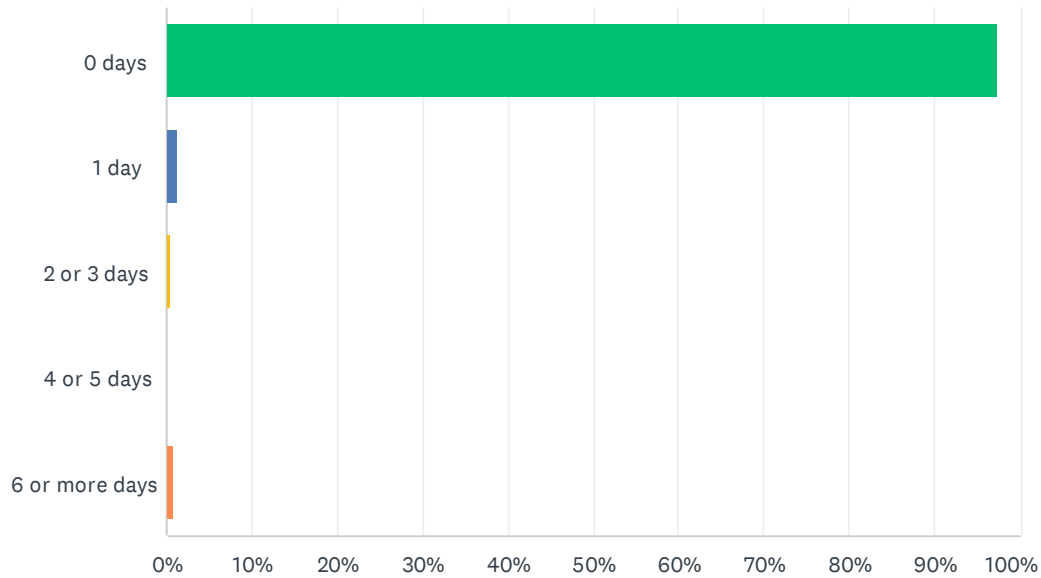
Answered: 470 Skipped: 0



ANSWER CHOICES	RESPONSES	
I do not have a drivers license	59.36%	279
0 days	26.17%	123
1 to 5 days	8.94%	42
6 to 19 days	2.55%	12
20 to 30 days	2.98%	14
<b>TOTAL</b>		<b>470</b>

### Q14 During the past 30 days, on how many days did you not go to school because you felt you would be unsafe at school or on your way to or from school?

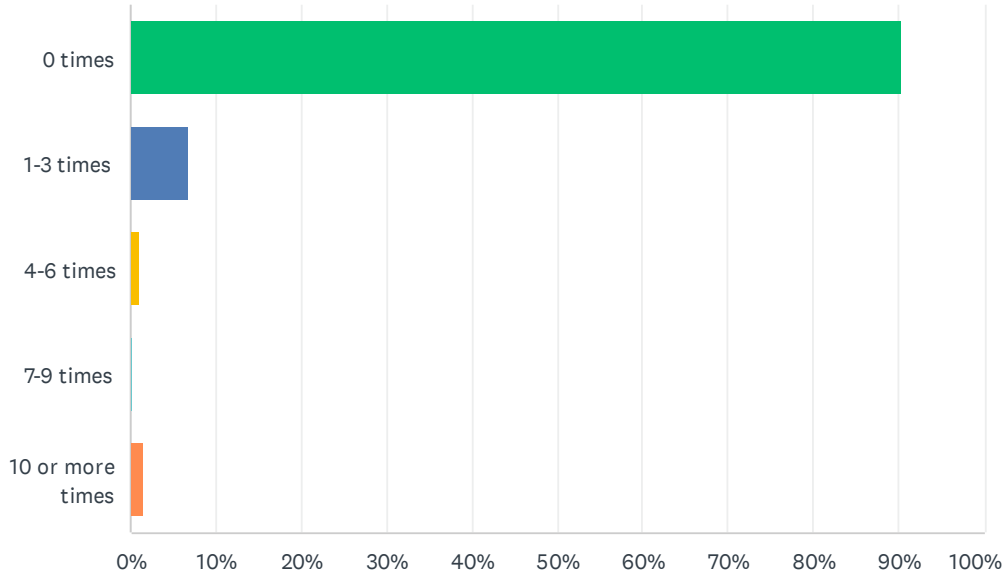
Answered: 469 Skipped: 1



ANSWER CHOICES	RESPONSES
0 days	97.44% 457
1 day	1.28% 6
2 or 3 days	0.43% 2
4 or 5 days	0.00% 0
6 or more days	0.85% 4
<b>TOTAL</b>	<b>469</b>

Q15 During the past 12 months, how many times have you been bullied at school? (Being bullied is defined as verbal, physical, or written or electronic action or other behavior that is intentionally cruel or repetitive)

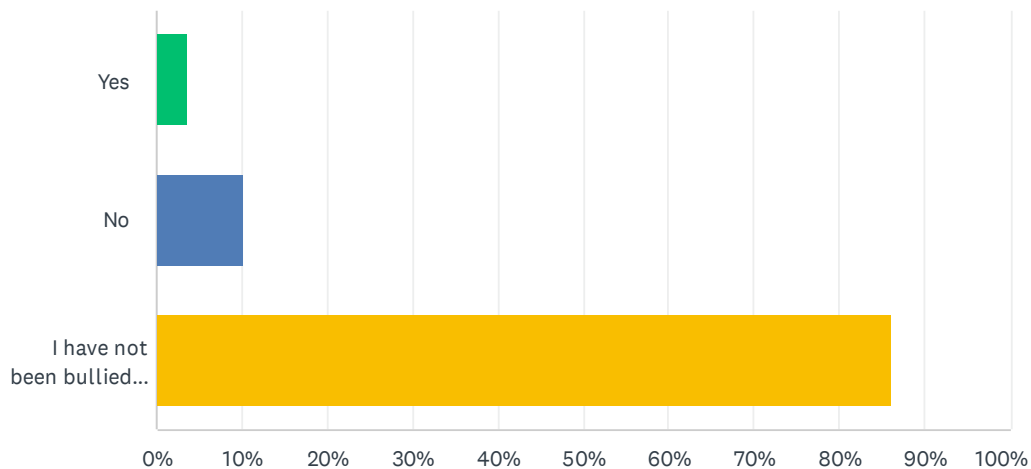
Answered: 468 Skipped: 2



ANSWER CHOICES	RESPONSES
0 times	90.38% 423
1-3 times	6.84% 32
4-6 times	1.07% 5
7-9 times	0.21% 1
10 or more times	1.50% 7
TOTAL	468

### Q16 If you were bullied at school in the past 12 months, did you report it to a parent or school personnel?

Answered: 468 Skipped: 2

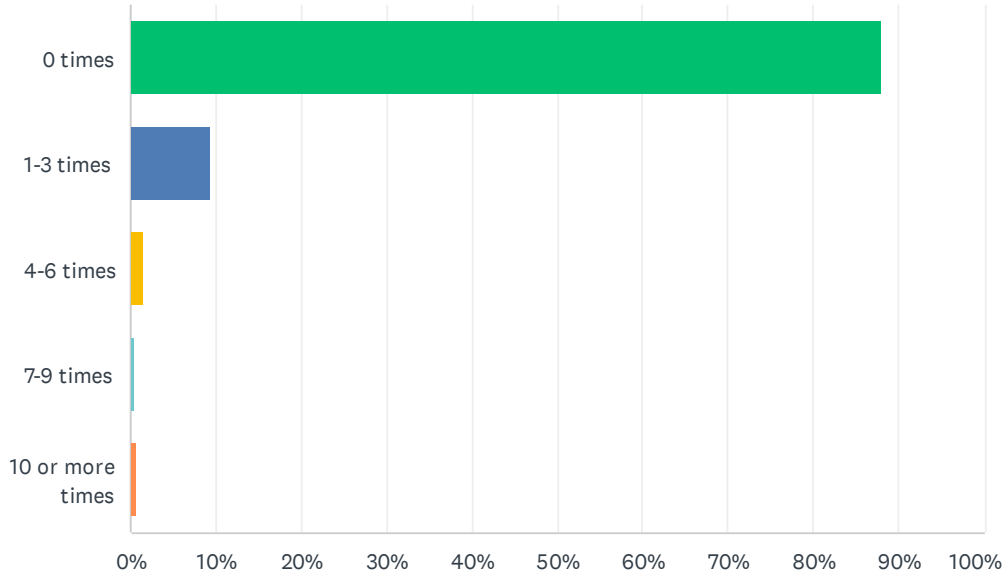


ANSWER CHOICES	RESPONSES	
Yes	3.63%	17
No	10.26%	48
I have not been bullied in the past 12 months	86.11%	403
<b>TOTAL</b>		<b>468</b>



Q17 During the past 12 months, how many times have you been harassed or bullied online (Facebook, email, Twitter, Snapchat, etc.) or with a cell phone (text messaging, photos, etc.)?

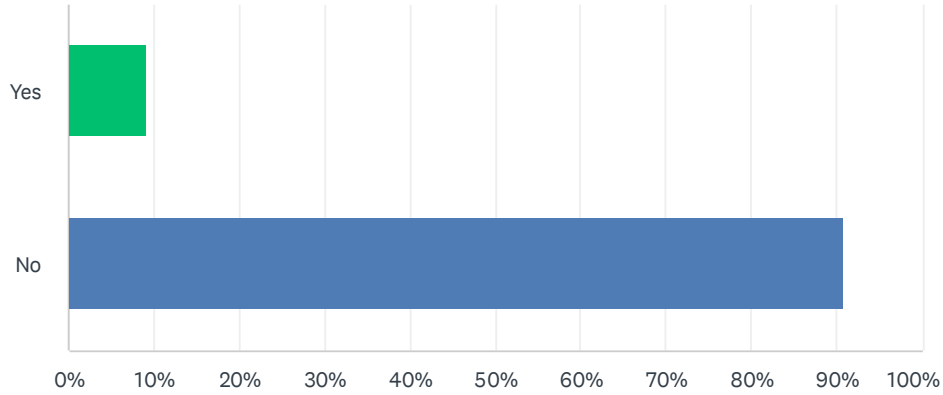
Answered: 467 Skipped: 3



ANSWER CHOICES	RESPONSES
0 times	88.01% 411
1-3 times	9.42% 44
4-6 times	1.50% 7
7-9 times	0.43% 2
10 or more times	0.64% 3
<b>TOTAL</b>	<b>467</b>

**Q18 During the past 12 months, has someone stolen or deliberately damaged your property such as your car, clothing, money, phone, or books on school property?**

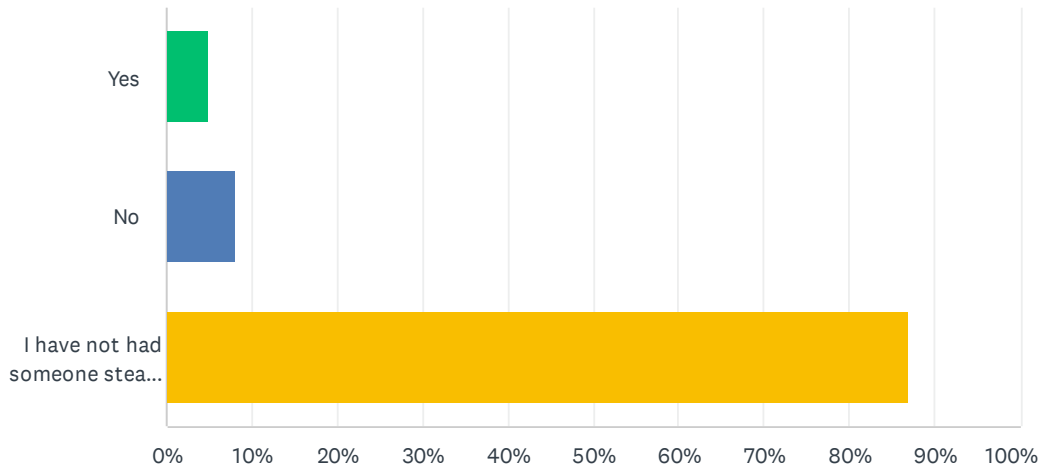
Answered: 465 Skipped: 5



ANSWER CHOICES	RESPONSES	
Yes	9.25%	43
No	90.75%	422
<b>TOTAL</b>		<b>465</b>

**Q19 If someone has stolen or deliberately damaged your property such as your car, clothing, money, phone, or books on school property, did you report it to a parent or school official?**

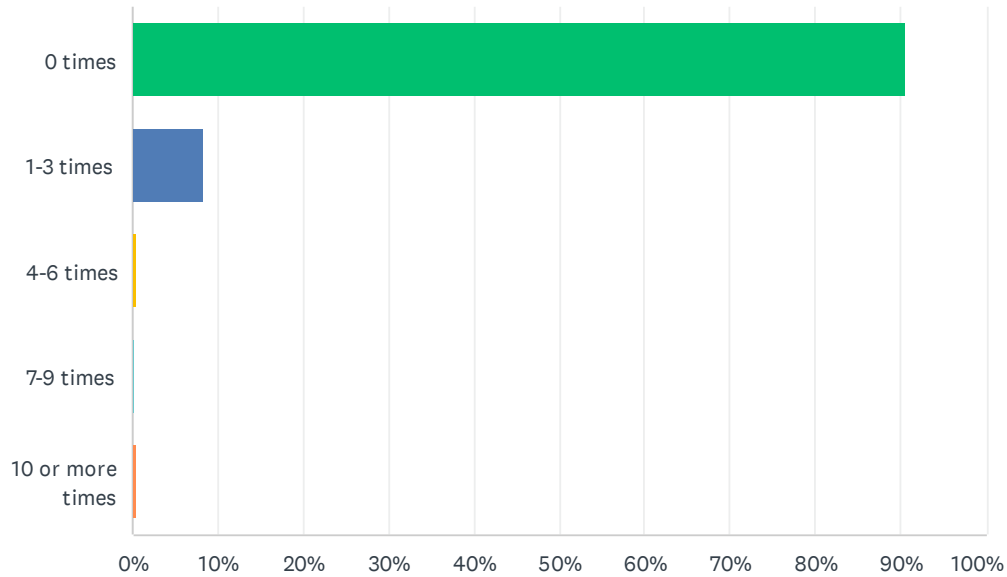
Answered: 467 Skipped: 3



ANSWER CHOICES	RESPONSES	
Yes	4.93%	23
No	8.14%	38
I have not had someone steal or deliberately damage my property	86.94%	406
<b>TOTAL</b>		<b>467</b>

## Q20 During the past 12 months, how many times were you in a physical fight?

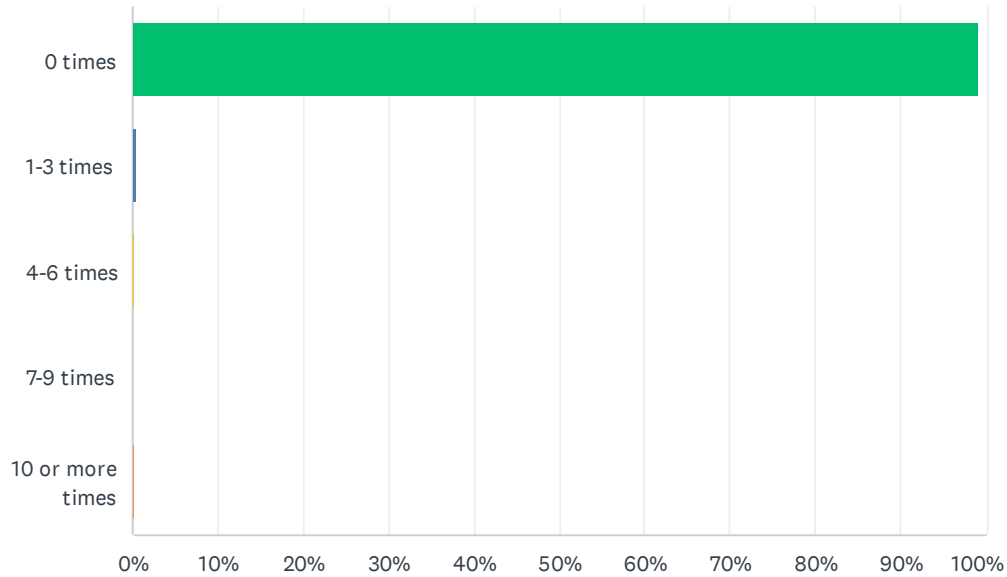
Answered: 467 Skipped: 3



ANSWER CHOICES	RESPONSES	
0 times	90.58%	423
1-3 times	8.35%	39
4-6 times	0.43%	2
7-9 times	0.21%	1
10 or more times	0.43%	2
<b>TOTAL</b>		<b>467</b>

## Q21 During the past 12 months, how many times were you in a physical fight on school property?

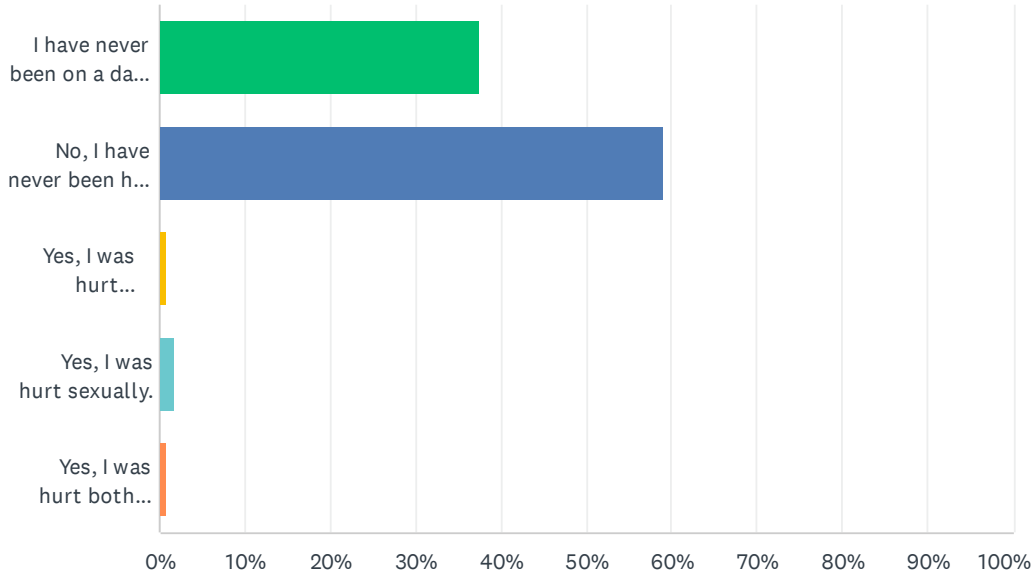
Answered: 466 Skipped: 4



ANSWER CHOICES	RESPONSES	
0 times	99.14%	462
1-3 times	0.43%	2
4-6 times	0.21%	1
7-9 times	0.00%	0
10 or more times	0.21%	1
<b>TOTAL</b>		<b>466</b>

### Q22 Have you ever been hurt physically or sexually by a date or someone you were going out with? This might include being shoved, slapped, hit, or forced into any sexual activity?

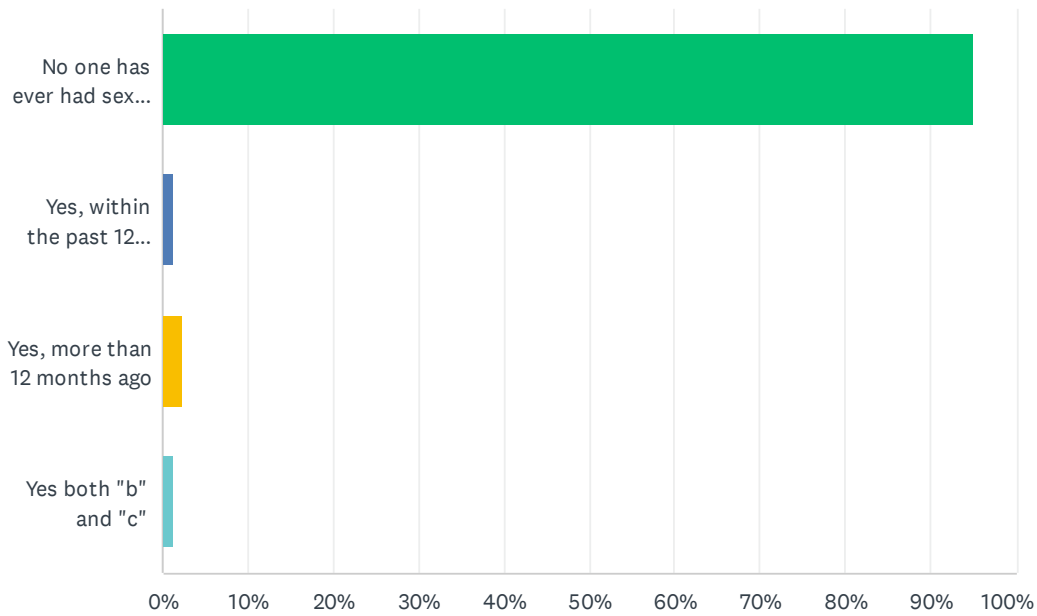
Answered: 467 Skipped: 3



ANSWER CHOICES	RESPONSES	
I have never been on a date or gone out with anyone.	37.47%	175
No, I have never been hurt by a date or someone I was going out with.	59.10%	276
Yes, I was hurt physically.	0.86%	4
Yes, I was hurt sexually.	1.71%	8
Yes, I was hurt both physically and sexually.	0.86%	4
<b>TOTAL</b>		<b>467</b>

## Q23 Has anyone ever had sexual contact with you against your will?

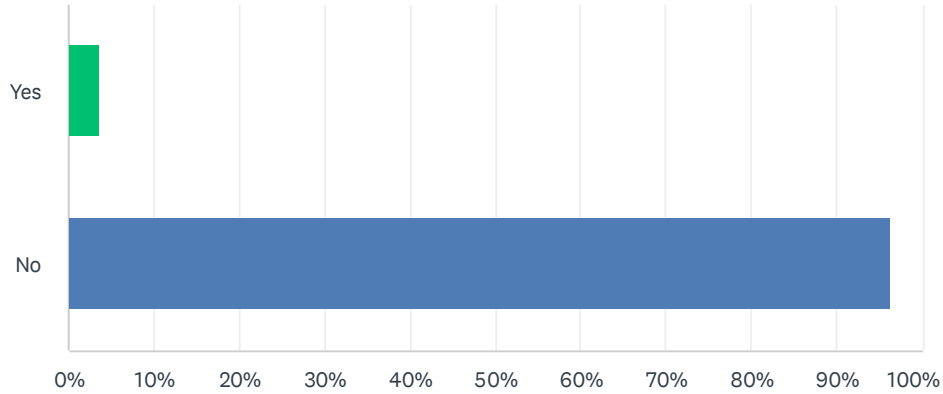
Answered: 468 Skipped: 2



ANSWER CHOICES	RESPONSES	
No one has ever had sexual contact with me against my will	95.09%	445
Yes, within the past 12 months	1.28%	6
Yes, more than 12 months ago	2.35%	11
Yes both "b" and "c"	1.28%	6
<b>TOTAL</b>		<b>468</b>

### Q24 Have you ever been pressured or physically forced to have sexual intercourse when you did not want to?

Answered: 467 Skipped: 3

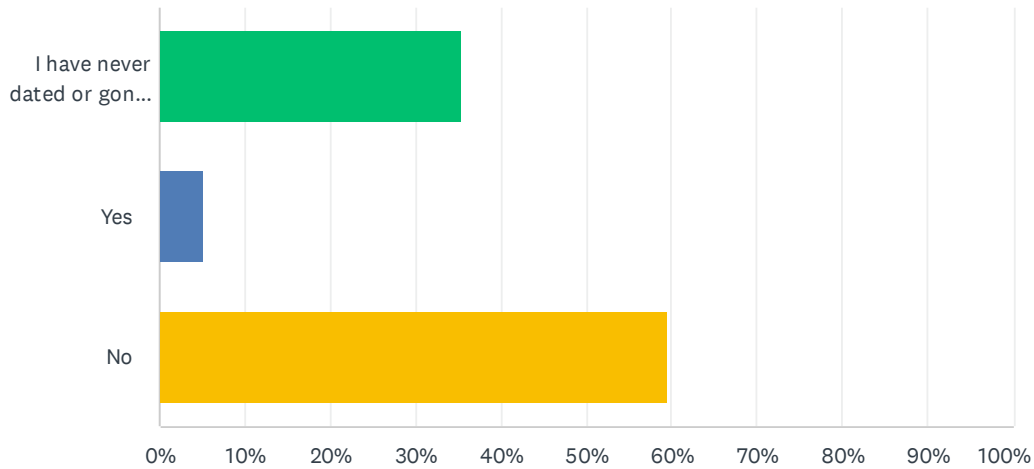


ANSWER CHOICES	RESPONSES	
Yes	3.64%	17
No	96.36%	450
TOTAL		467



Q25 Did someone you were dating or going out with ever pressure or force you to do sexual things that you did not want to do? (such as touching, engaging in oral sex, or sexual intercourse)

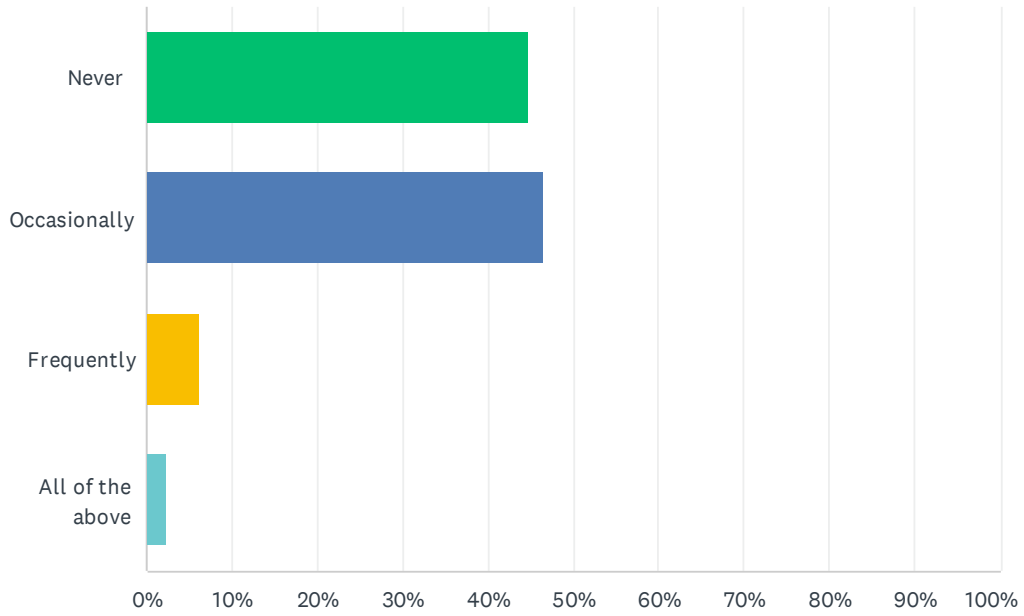
Answered: 466 Skipped: 4



ANSWER CHOICES	RESPONSES	
I have never dated or gone out with anyone	35.41%	165
Yes	5.15%	24
No	59.44%	277
<b>TOTAL</b>		<b>466</b>

## Q26 How often do you feel lonely?

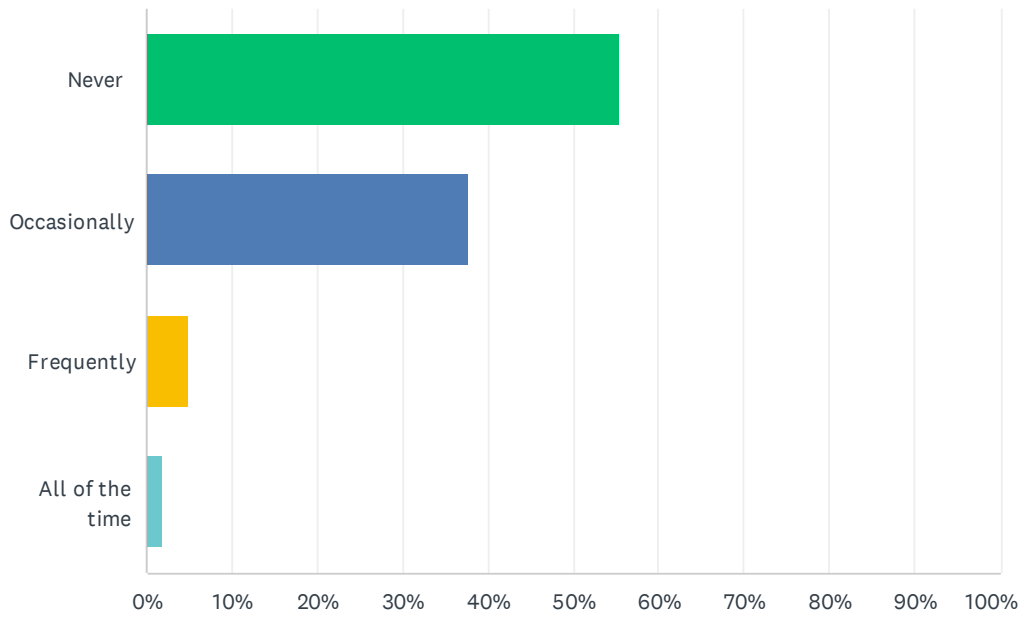
Answered: 468 Skipped: 2



ANSWER CHOICES	RESPONSES	
Never	44.87%	210
Occasionally	46.58%	218
Frequently	6.20%	29
All of the above	2.35%	11
<b>TOTAL</b>		<b>468</b>

## Q27 How often do you feel isolated from others?

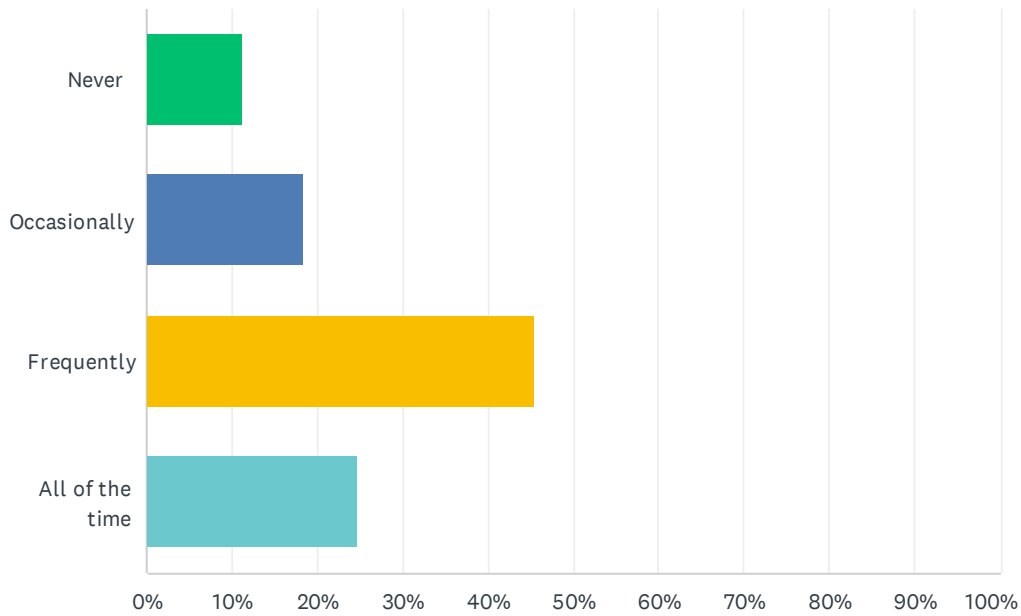
Answered: 468 Skipped: 2



ANSWER CHOICES	RESPONSES	
Never	55.34%	259
Occasionally	37.82%	177
Frequently	4.91%	23
All of the time	1.92%	9
<b>TOTAL</b>		<b>468</b>

## Q28 How often do you feel a sense of belonging at school?

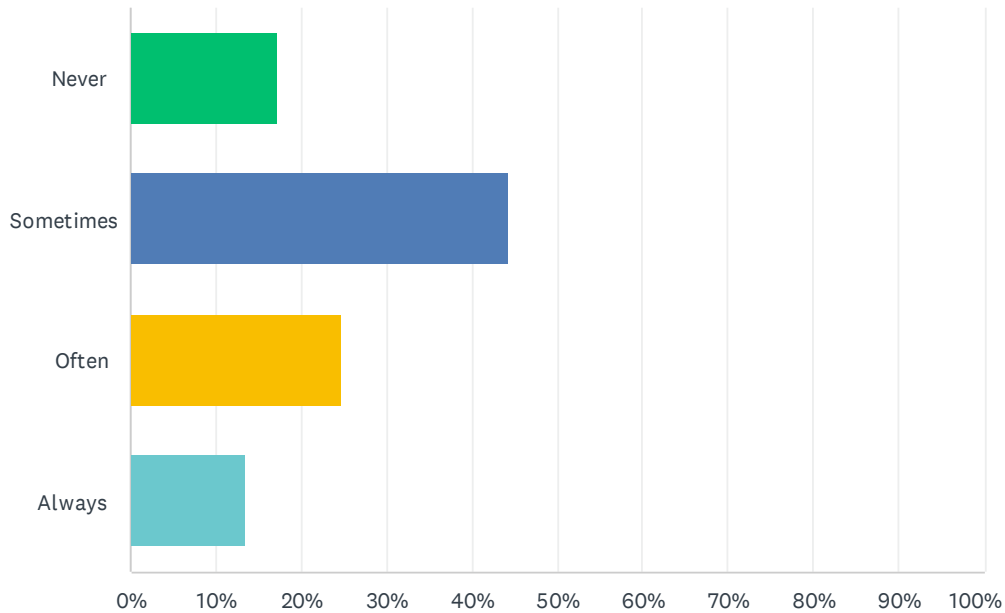
Answered: 467 Skipped: 3



ANSWER CHOICES	RESPONSES	
Never	11.35%	53
Occasionally	18.42%	86
Frequently	45.40%	212
All of the time	24.84%	116
<b>TOTAL</b>		<b>467</b>

### Q29 How much do you worry (or feel like you can't control how much you worry) about minor things such as homework, talking to a teacher or adjusting to change?

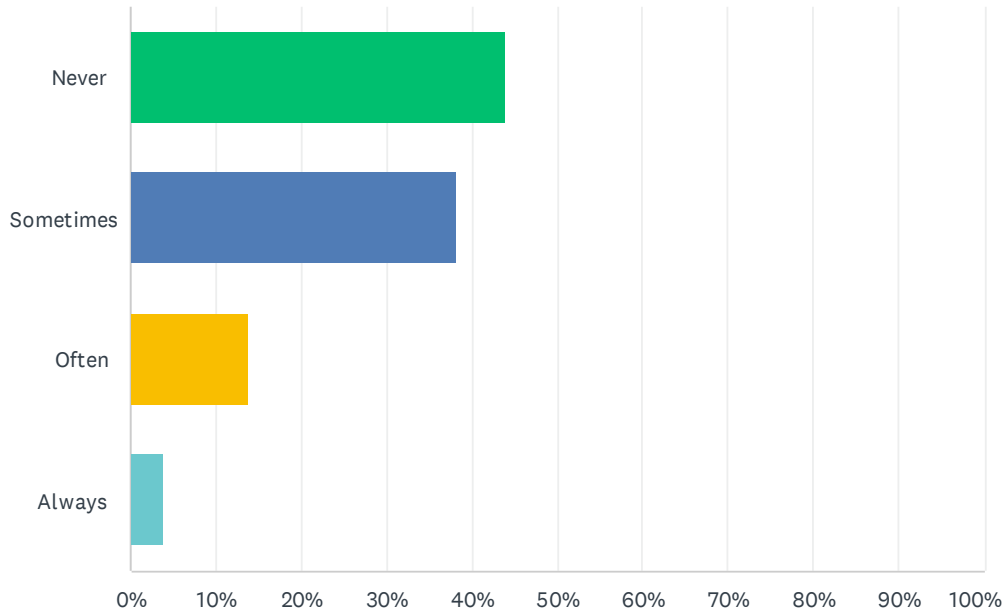
Answered: 467 Skipped: 3



ANSWER CHOICES	RESPONSES	
Never	17.34%	81
Sometimes	44.33%	207
Often	24.84%	116
Always	13.49%	63
<b>TOTAL</b>		<b>467</b>

### Q30 How often do you avoid going places, doing things you like to do, or trying new things because you feel anxious?

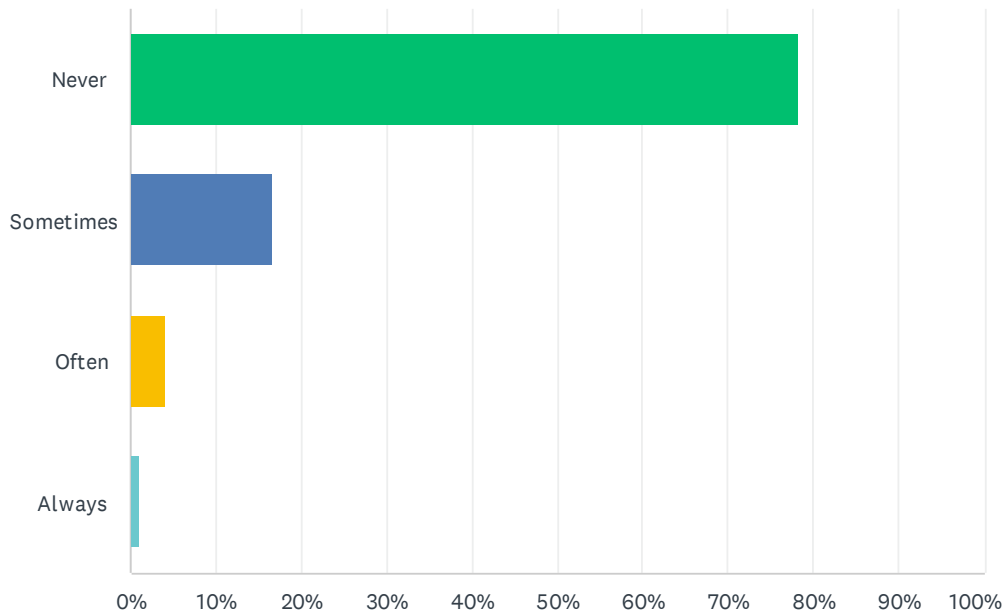
Answered: 468 Skipped: 2



ANSWER CHOICES	RESPONSES	
Never	44.02%	206
Sometimes	38.25%	179
Often	13.89%	65
Always	3.85%	18
TOTAL		468

### Q31 How often are you late or absent from school because of anxiety?

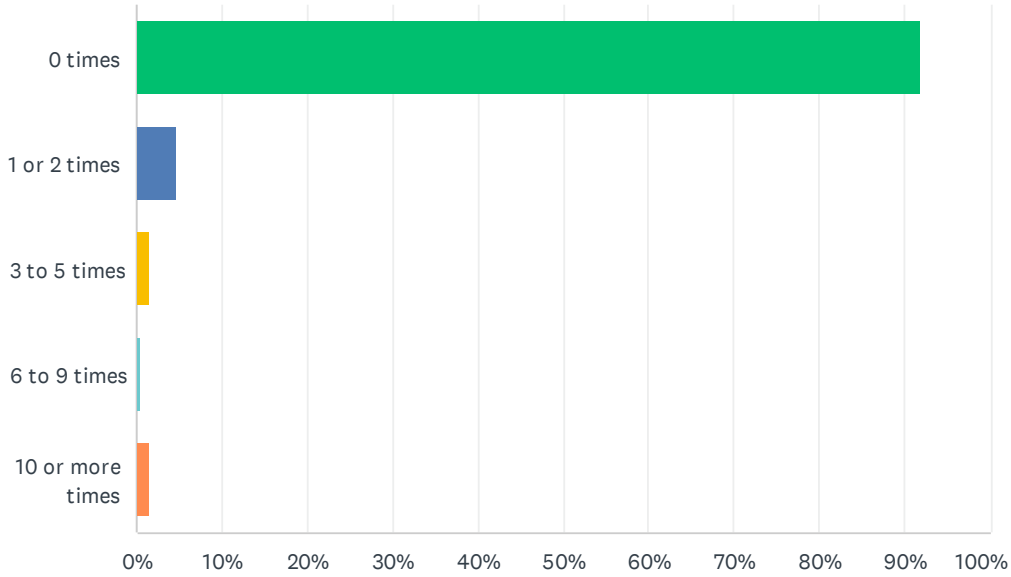
Answered: 468 Skipped: 2



ANSWER CHOICES	RESPONSES	
Never	78.21%	366
Sometimes	16.67%	78
Often	4.06%	19
Always	1.07%	5
TOTAL		468

Q32 During the past 12 months, how many times did you hurt or injure yourself on purpose without wanting to die? (For example, by cutting, burning, or bruising yourself on purpose.)

Answered: 467 Skipped: 3

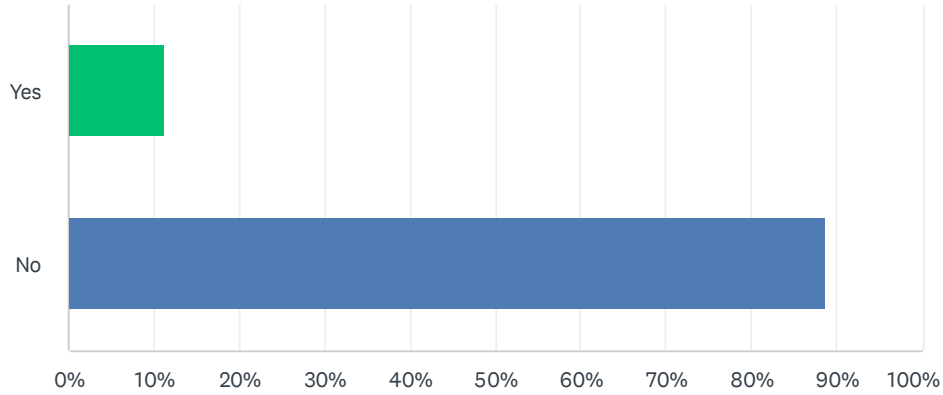


ANSWER CHOICES	RESPONSES
0 times	91.86% 429
1 or 2 times	4.71% 22
3 to 5 times	1.50% 7
6 to 9 times	0.43% 2
10 or more times	1.50% 7
<b>TOTAL</b>	<b>467</b>



**Q33 During the past 12 months, did you ever feel so sad or hopeless almost every day for two weeks or more in a row that you stopped doing some usual activities or had school attendance issues?**

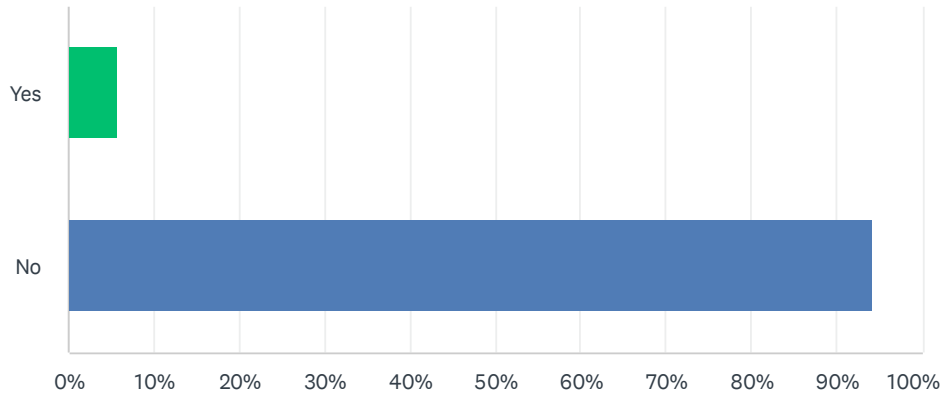
Answered: 468 Skipped: 2



ANSWER CHOICES	RESPONSES	
Yes	11.32%	53
No	88.68%	415
<b>TOTAL</b>		<b>468</b>

### Q34 During the past 12 months, did you ever seriously consider attempting suicide?

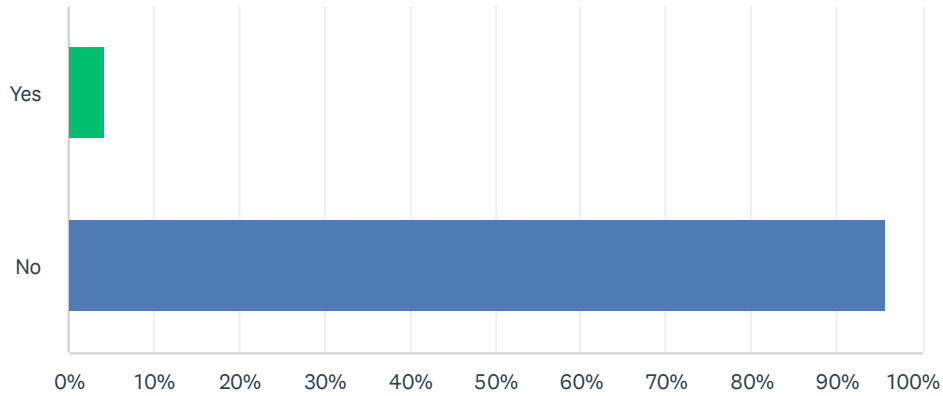
Answered: 466 Skipped: 4



ANSWER CHOICES	RESPONSES	
Yes	5.79%	27
No	94.21%	439
TOTAL		466

### Q35 During the past 12 months, did you make a plan about how you would attempt suicide?

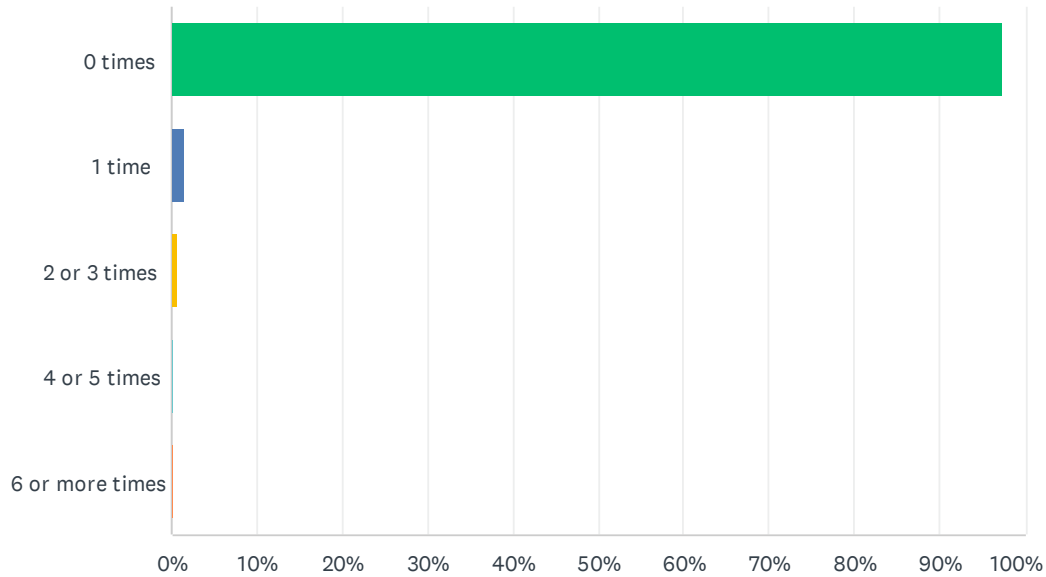
Answered: 468 Skipped: 2



ANSWER CHOICES	RESPONSES	
Yes	4.27%	20
No	95.73%	448
TOTAL		468

### Q36 During the past 12 months, how many times did you actually attempt suicide?

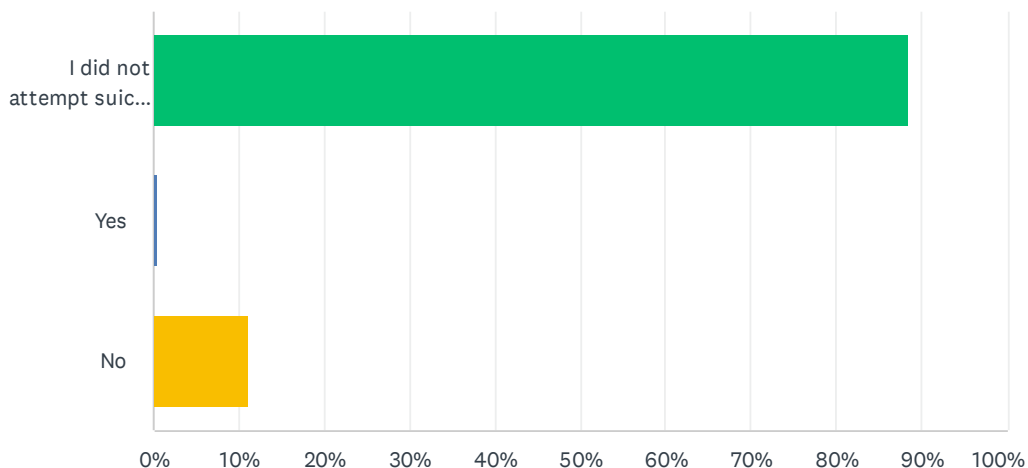
Answered: 466 Skipped: 4



ANSWER CHOICES	RESPONSES	
0 times	97.42%	454
1 time	1.50%	7
2 or 3 times	0.64%	3
4 or 5 times	0.21%	1
6 or more times	0.21%	1
<b>TOTAL</b>		<b>466</b>

### Q37 If you attempted suicide during the past 12 months, did any attempt result in an injury, poisoning, or overdose that had to be treated by a doctor or nurse?

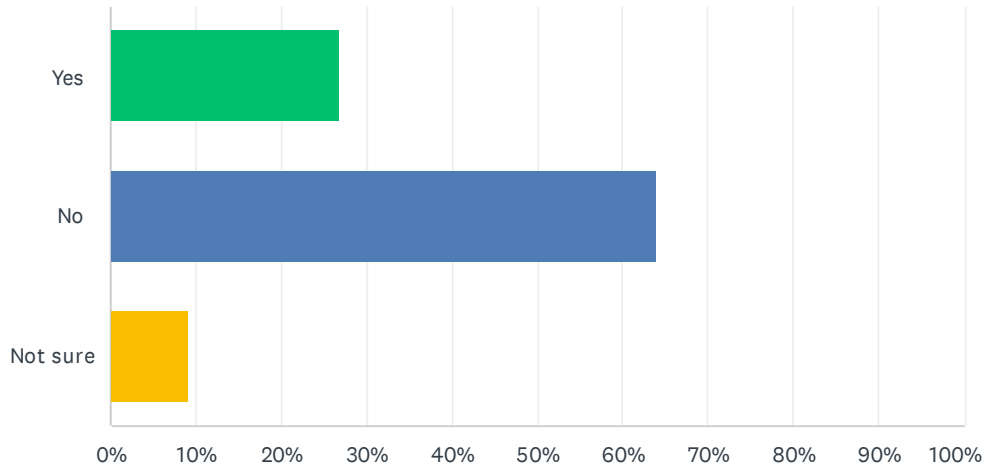
Answered: 467 Skipped: 3



ANSWER CHOICES	RESPONSES	
I did not attempt suicide during the past 12 months	88.44%	413
Yes	0.43%	2
No	11.13%	52
<b>TOTAL</b>		<b>467</b>

### Q38 Have you ever received a text of a sexual nature (picture or words)?

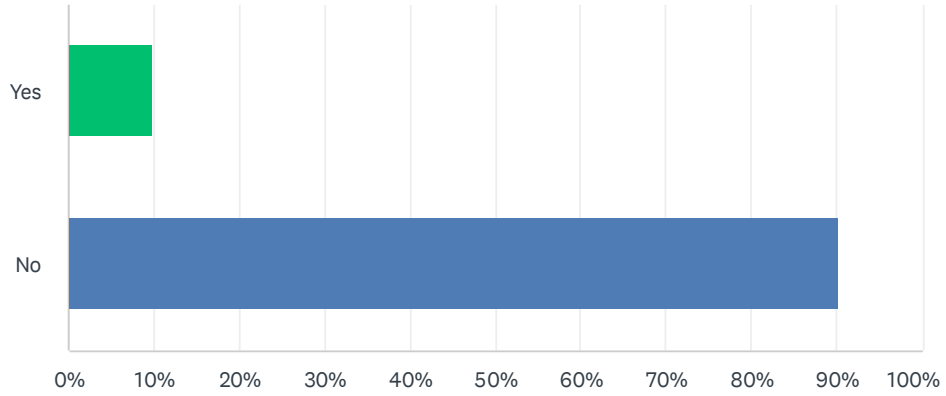
Answered: 467 Skipped: 3



ANSWER CHOICES	RESPONSES	
Yes	26.77%	125
No	64.03%	299
Not sure	9.21%	43
<b>TOTAL</b>		<b>467</b>

### Q39 Have you ever sent a text of a sexual nature (picture or words) to someone else?

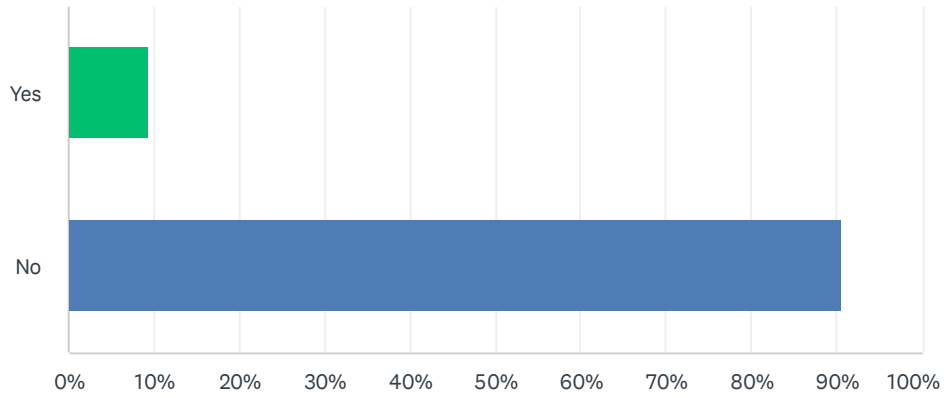
Answered: 466 Skipped: 4



ANSWER CHOICES	RESPONSES	
Yes	9.87%	46
No	90.13%	420
TOTAL		466

### Q40 Have you ever been (or felt) pressured to send a photo that was suggestive to someone?

Answered: 465 Skipped: 5

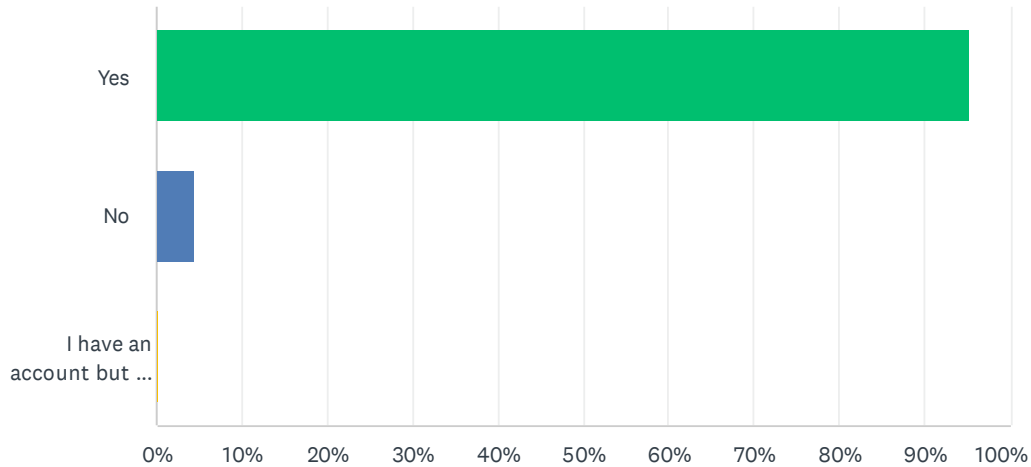


ANSWER CHOICES	RESPONSES	
Yes	9.46%	44
No	90.54%	421
TOTAL		465



### Q41 Have your parents given you permission to use social media (such as Facebook, Twitter, SnapChat, Instagram and TikTok)?

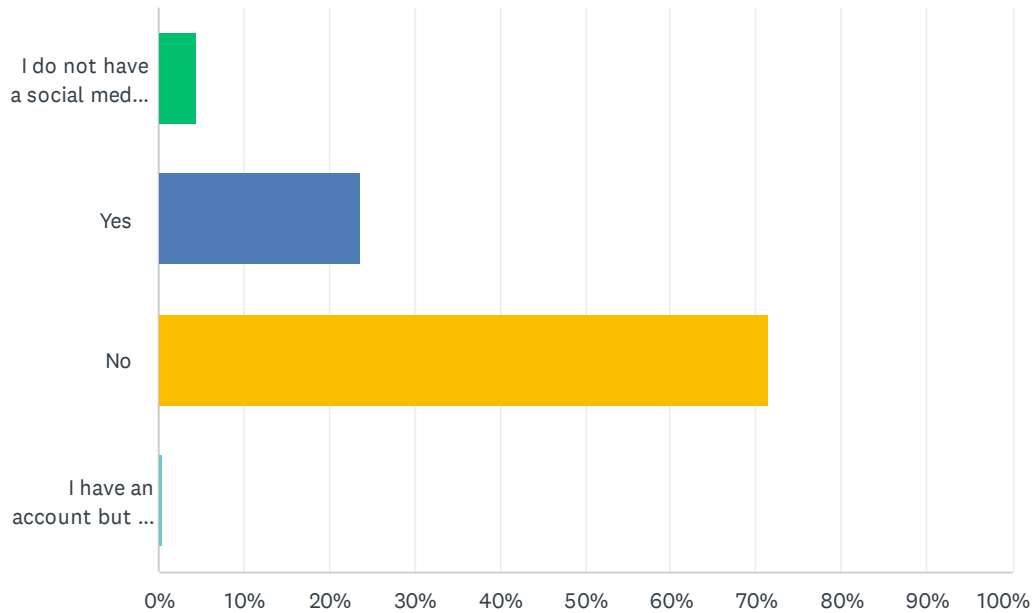
Answered: 466 Skipped: 4



ANSWER CHOICES	RESPONSES	
Yes	95.28%	444
No	4.51%	21
I have an account but my parents don't know	0.21%	1
<b>TOTAL</b>		<b>466</b>

### Q42 Are your parents supervising your social media account (Facebook, Twitter, SnapChat, Instagram and TikTok) (i.e., can they view your page to see your activity)?

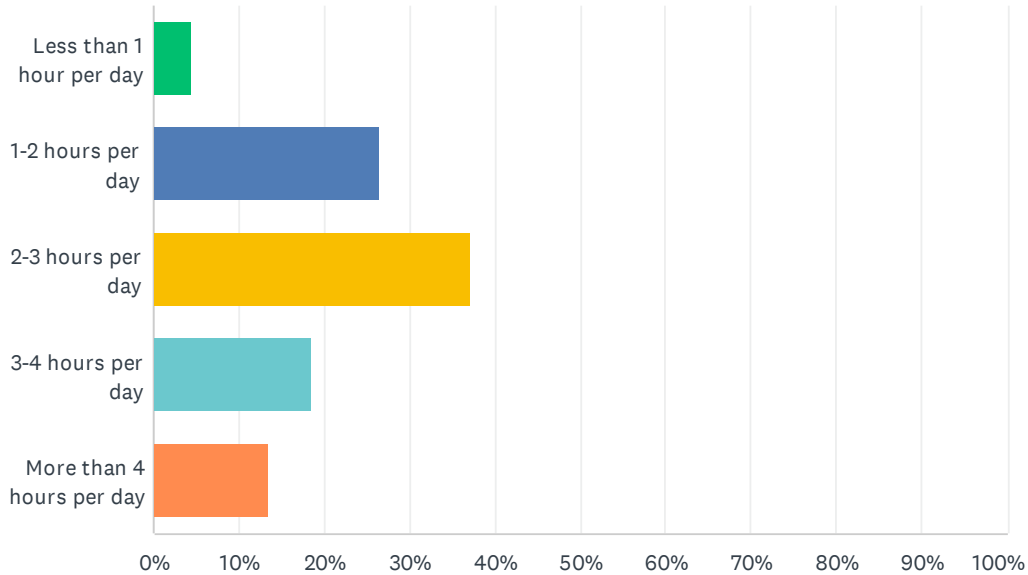
Answered: 465 Skipped: 5



ANSWER CHOICES	RESPONSES	
I do not have a social media account	4.52%	21
Yes	23.66%	110
No	71.40%	332
I have an account but my parents do not know (so they aren't supervising it)	0.43%	2
<b>TOTAL</b>		<b>465</b>

**Q43 Excluding the time spent doing homework, how much of your free time, on an average day, do you spend on your computer or phone? This includes texting, playing games, or using apps such as Facebook, Twitter, SnapChat, Instagram and TikTok.**

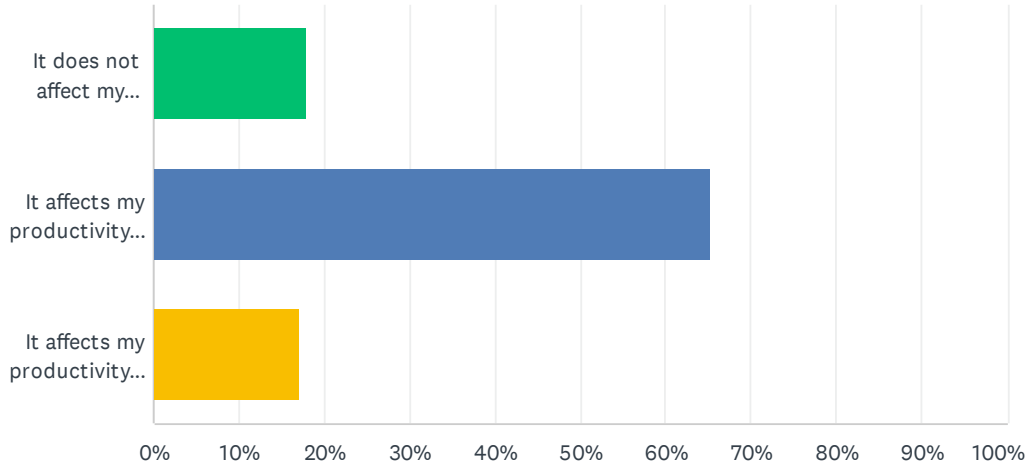
Answered: 466 Skipped: 4



ANSWER CHOICES	RESPONSES	
Less than 1 hour per day	4.51%	21
1-2 hours per day	26.39%	123
2-3 hours per day	37.12%	173
3-4 hours per day	18.45%	86
More than 4 hours per day	13.52%	63
<b>TOTAL</b>		<b>466</b>

### Q44 To what degree do you think the amount you spend using your phone/internet or watching tv affects your productivity?

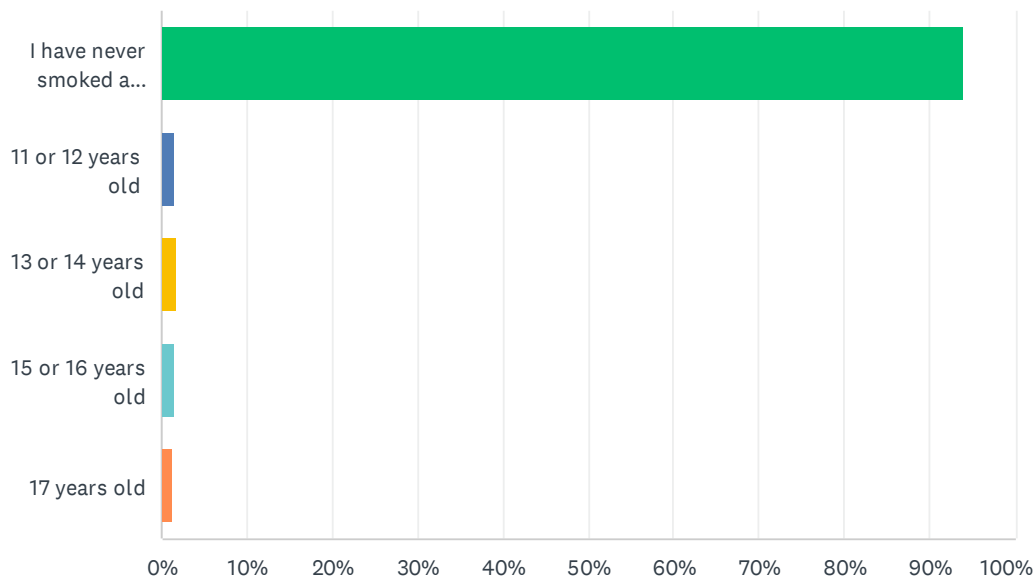
Answered: 466 Skipped: 4



ANSWER CHOICES	RESPONSES	
It does not affect my productivity at all	17.81%	83
It affects my productivity sometimes	65.24%	304
It affects my productivity all the time	16.95%	79
TOTAL		466

### Q45 How old were you when you smoked a whole cigarette for the first time?

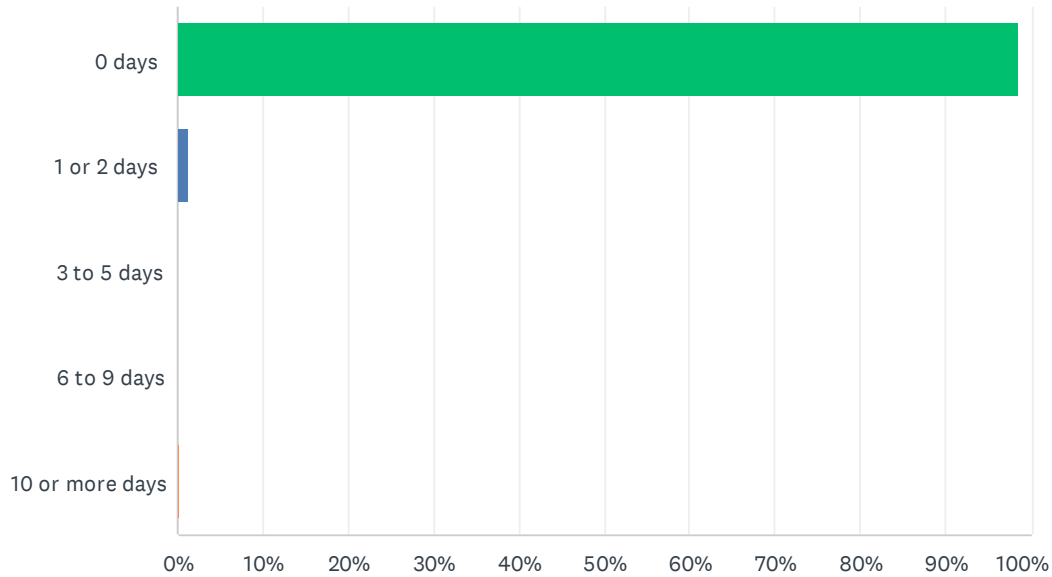
Answered: 465 Skipped: 5



ANSWER CHOICES	RESPONSES	
I have never smoked a cigarette	93.98%	437
11 or 12 years old	1.51%	7
13 or 14 years old	1.72%	8
15 or 16 years old	1.51%	7
17 years old	1.29%	6
<b>TOTAL</b>		<b>465</b>

## Q46 During the past 30 days, on how many days did you smoke cigarettes?

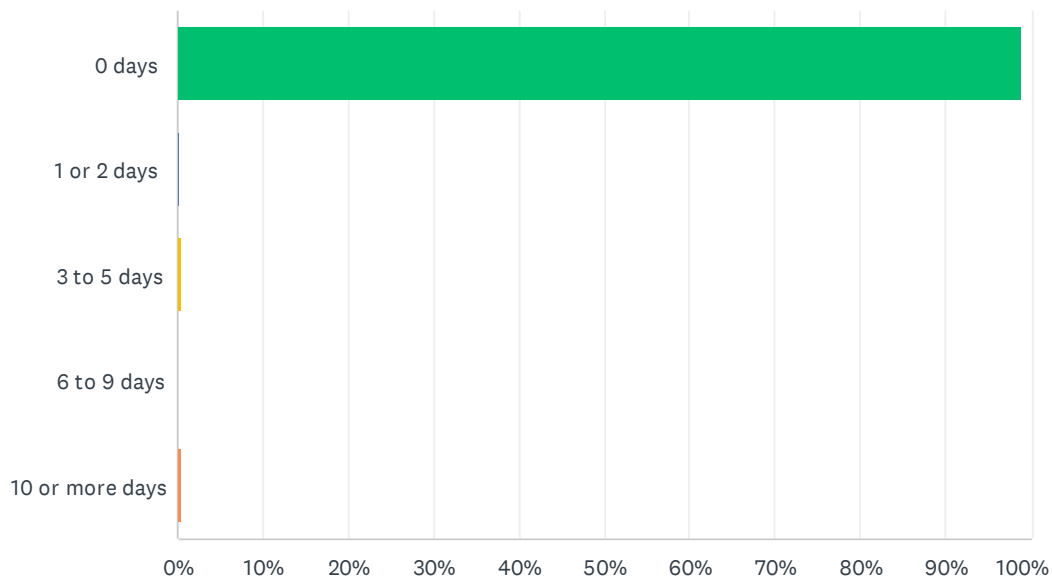
Answered: 466 Skipped: 4



ANSWER CHOICES	RESPONSES	
0 days	98.50%	459
1 or 2 days	1.29%	6
3 to 5 days	0.00%	0
6 to 9 days	0.00%	0
10 or more days	0.21%	1
<b>TOTAL</b>		<b>466</b>

### Q47 During the past 30 days, on how many days did you use chewing tobacco or dip?

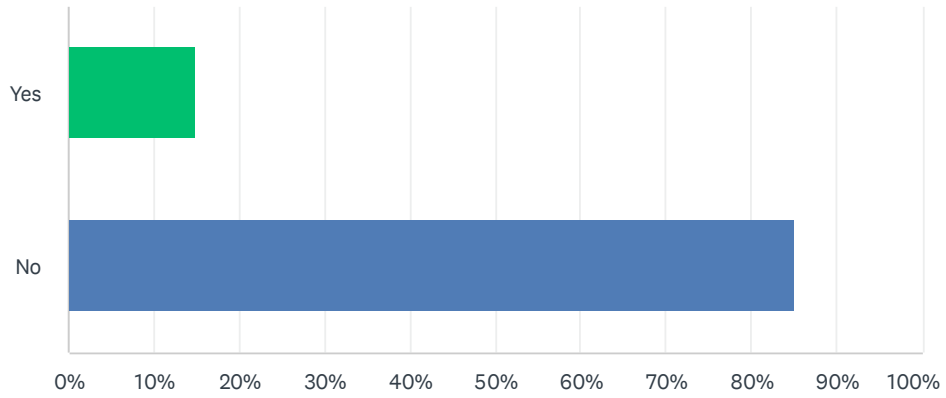
Answered: 466 Skipped: 4



ANSWER CHOICES	RESPONSES	
0 days	98.93%	461
1 or 2 days	0.21%	1
3 to 5 days	0.43%	2
6 to 9 days	0.00%	0
10 or more days	0.43%	2
<b>TOTAL</b>		<b>466</b>

### Q48 Have you ever used an e-cigarette or "vaped"?

Answered: 466 Skipped: 4

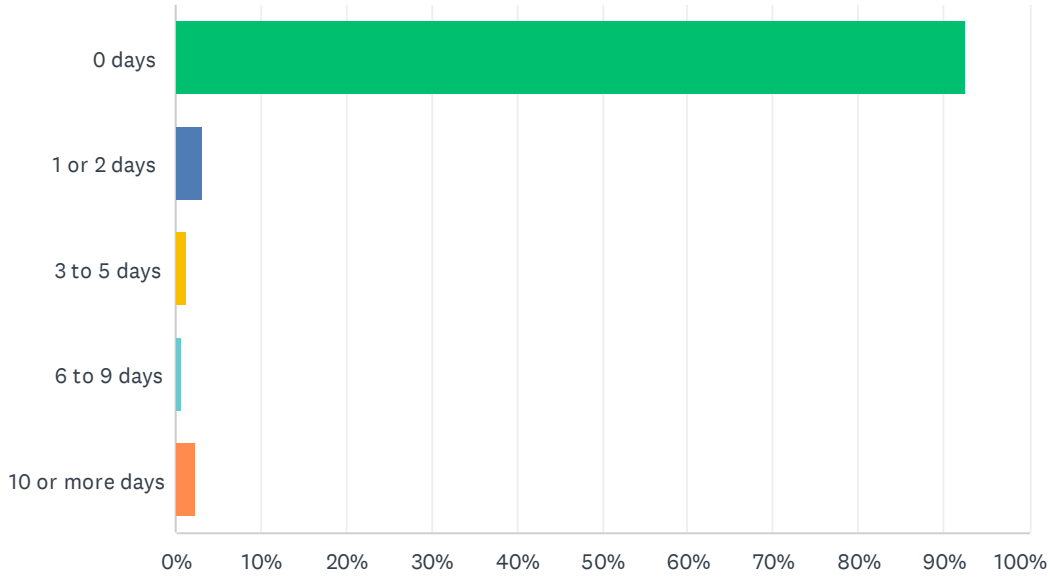


ANSWER CHOICES	RESPONSES	
Yes	15.02%	70
No	84.98%	396
TOTAL		466



### Q49 During the past 30 days, on how many days did you use an e-cigarette or "vape"?

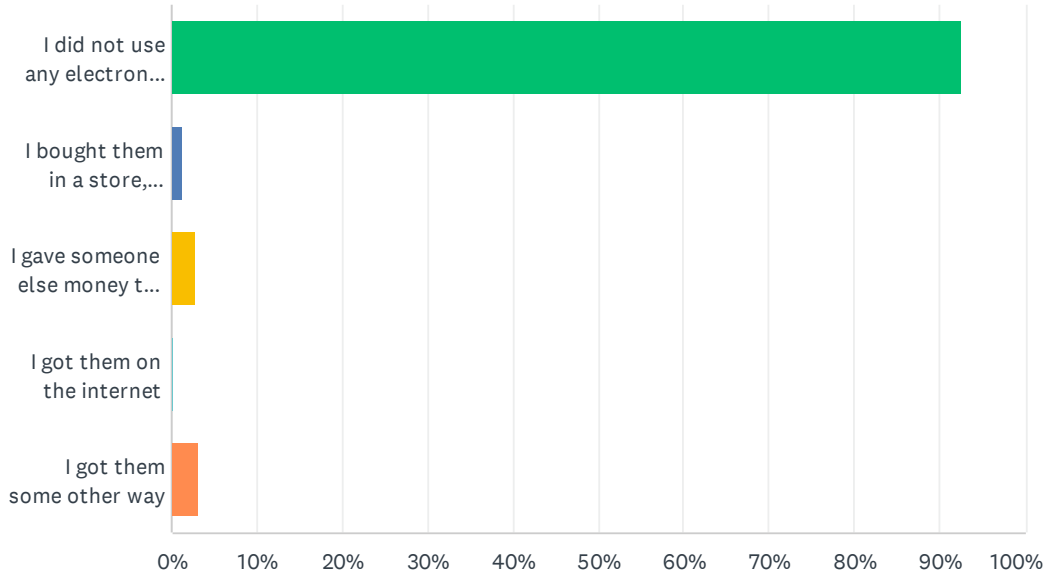
Answered: 466 Skipped: 4



ANSWER CHOICES	RESPONSES	
0 days	92.49%	431
1 or 2 days	3.22%	15
3 to 5 days	1.29%	6
6 to 9 days	0.64%	3
10 or more days	2.36%	11
<b>TOTAL</b>		<b>466</b>

### Q50 During the past 30 days how did you usually get your own e-cigarette or "vape" product (select only one)?

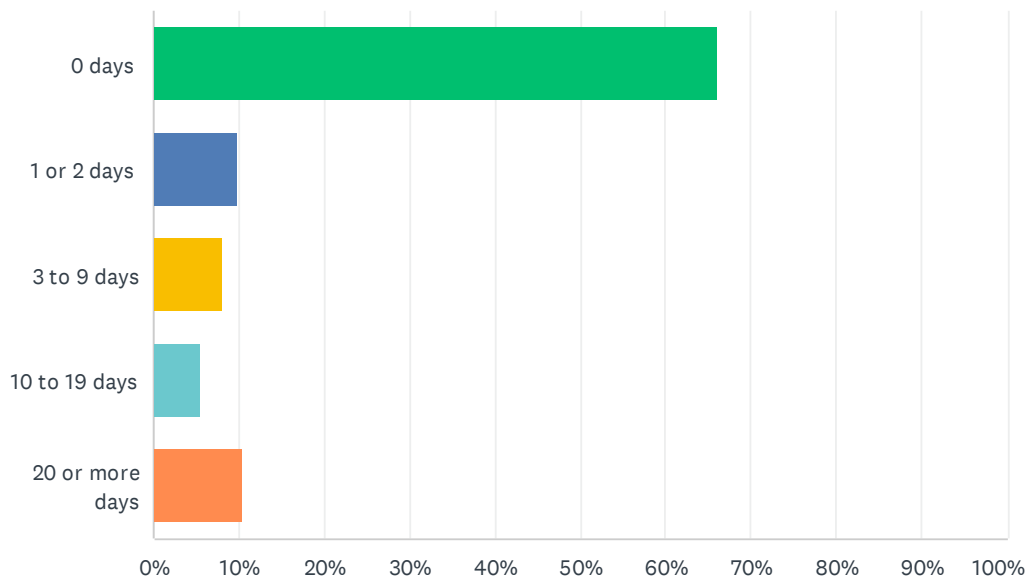
Answered: 466 Skipped: 4



ANSWER CHOICES	RESPONSES	
I did not use any electronic vapor product in the past 30 days	92.49%	431
I bought them in a store, supermarket, gas station or vape store	1.29%	6
I gave someone else money to buy it for me	2.79%	13
I got them on the internet	0.21%	1
I got them some other way	3.22%	15
<b>TOTAL</b>		<b>466</b>

### Q51 During your life, on how many days have you had at least one drink of alcohol, other than a few sips?

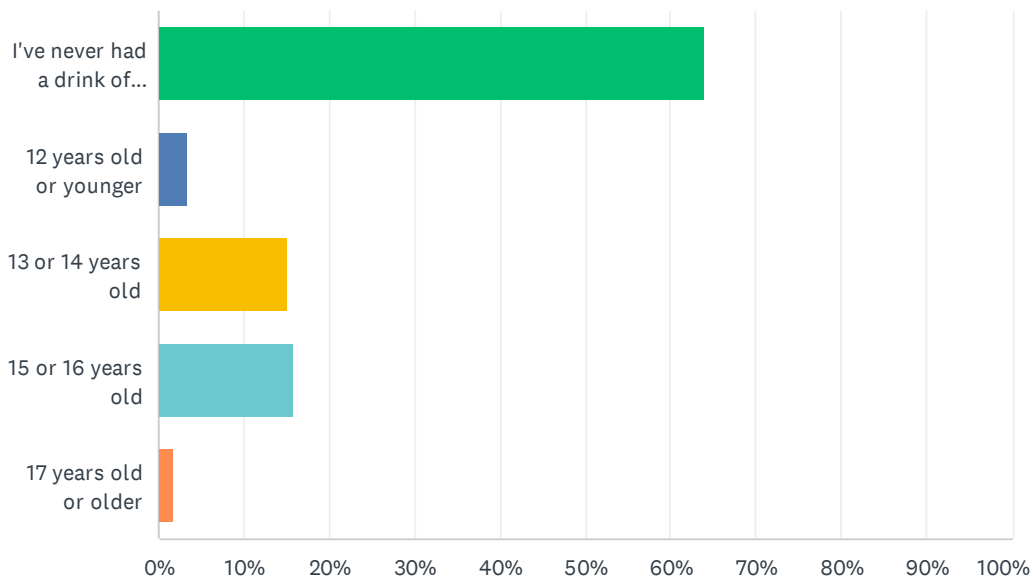
Answered: 463 Skipped: 7



ANSWER CHOICES	RESPONSES
0 days	66.09% 306
1 or 2 days	9.72% 45
3 to 9 days	8.21% 38
10 to 19 days	5.62% 26
20 or more days	10.37% 48
<b>TOTAL</b>	<b>463</b>

## Q52 How old were you when you had your first drink of alcohol other than a few sips?

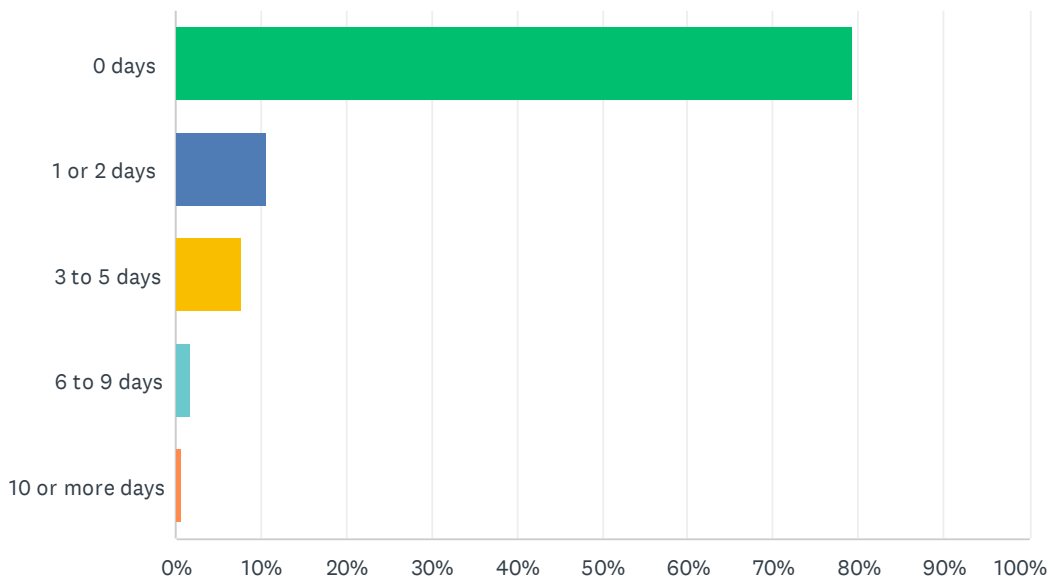
Answered: 463 Skipped: 7



ANSWER CHOICES	RESPONSES	
I've never had a drink of alcohol (or more than a few sips for religious purposes)	63.93%	296
12 years old or younger	3.46%	16
13 or 14 years old	15.12%	70
15 or 16 years old	15.77%	73
17 years old or older	1.73%	8
<b>TOTAL</b>		<b>463</b>

### Q53 During the past 30 days, on how many days did you have at least one drink of alcohol?

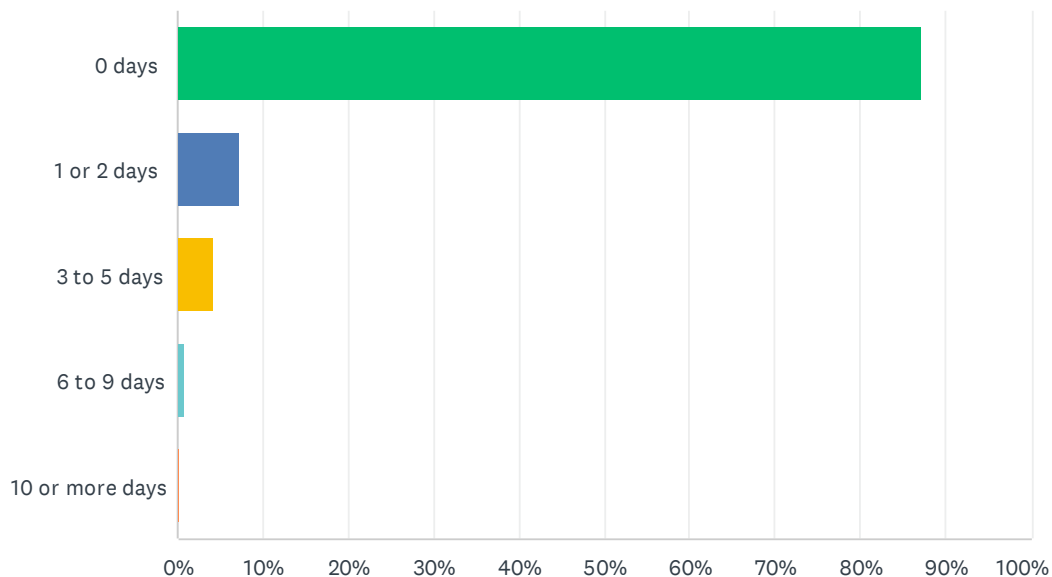
Answered: 461 Skipped: 9



ANSWER CHOICES	RESPONSES	
0 days	79.39%	366
1 or 2 days	10.63%	49
3 to 5 days	7.59%	35
6 to 9 days	1.74%	8
10 or more days	0.65%	3
<b>TOTAL</b>		<b>461</b>

### Q54 During the past 30 days, on how many days did you have 5 or more drinks of alcohol in a row, that is, within a couple of hours?

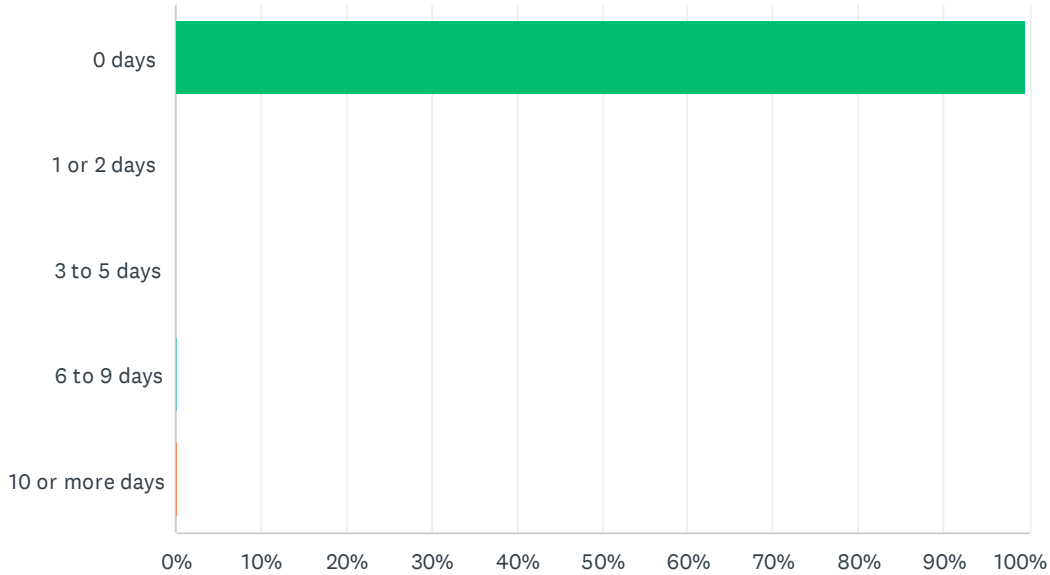
Answered: 463 Skipped: 7



ANSWER CHOICES	RESPONSES	
0 days	87.26%	404
1 or 2 days	7.34%	34
3 to 5 days	4.32%	20
6 to 9 days	0.86%	4
10 or more days	0.22%	1
<b>TOTAL</b>		<b>463</b>

### Q55 During the past 30 days, on how many days did you have at least one drink of alcohol on school property?

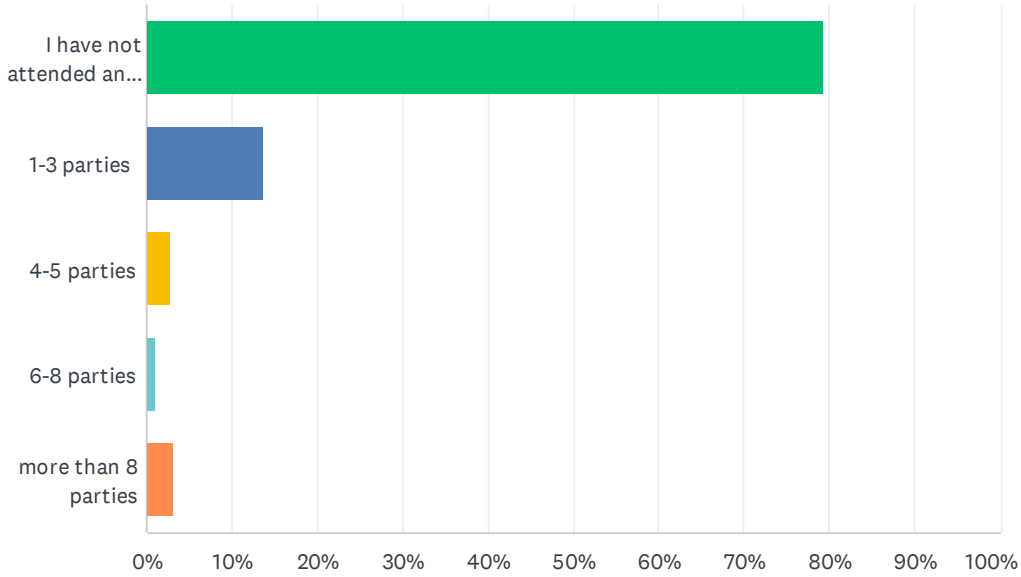
Answered: 463 Skipped: 7



ANSWER CHOICES	RESPONSES	
0 days	99.57%	461
1 or 2 days	0.00%	0
3 to 5 days	0.00%	0
6 to 9 days	0.22%	1
10 or more days	0.22%	1
<b>TOTAL</b>		<b>463</b>

**Q56 How many UNSUPERVISED parties (i.e., no parents were present) have you attended in the past 3 months where alcohol was being consumed by at least some of those in attendance?**

Answered: 462 Skipped: 8

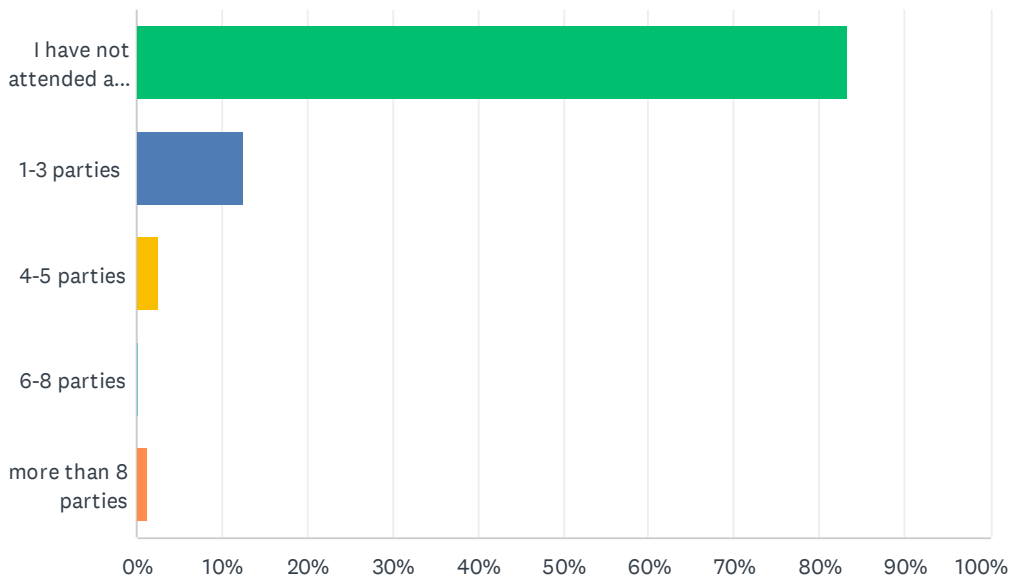


ANSWER CHOICES	RESPONSES	
I have not attended an unsupervised party in the past 3 months	79.22%	366
1-3 parties	13.64%	63
4-5 parties	2.81%	13
6-8 parties	1.08%	5
more than 8 parties	3.25%	15
<b>TOTAL</b>		<b>462</b>



### Q57 How many parties have you attended in the past 3 months with parents present where underage drinking was occurring WITH their knowledge?

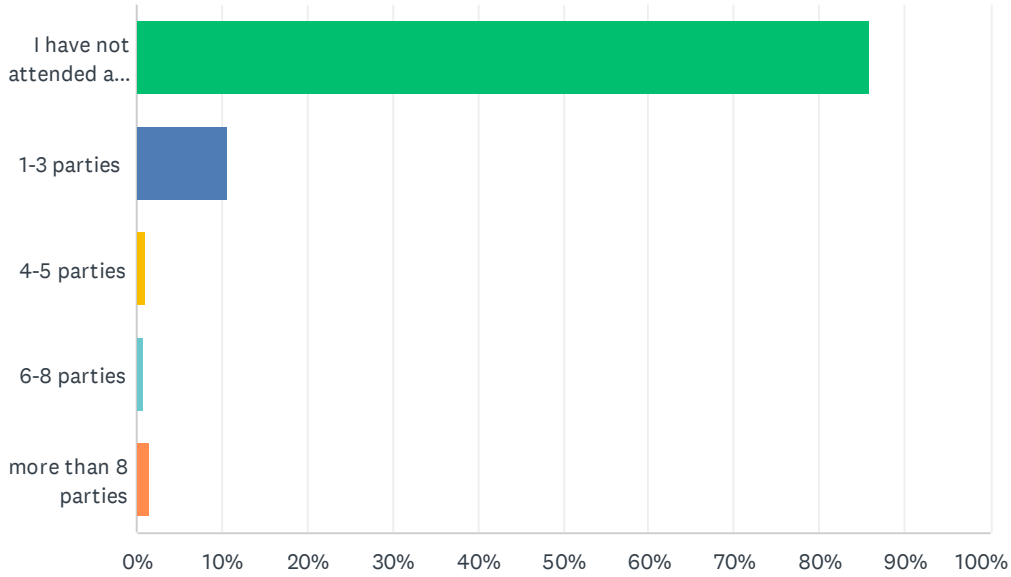
Answered: 462 Skipped: 8



ANSWER CHOICES	RESPONSES	
I have not attended a party with parents present where alcohol was served with their knowledge in the past 3 months.	83.33%	385
1-3 parties	12.55%	58
4-5 parties	2.60%	12
6-8 parties	0.22%	1
more than 8 parties	1.30%	6
<b>TOTAL</b>		<b>462</b>

### Q58 How many parties have you attended in the past 3 months with parents present where underage drinking was occurring WITHOUT their knowledge?

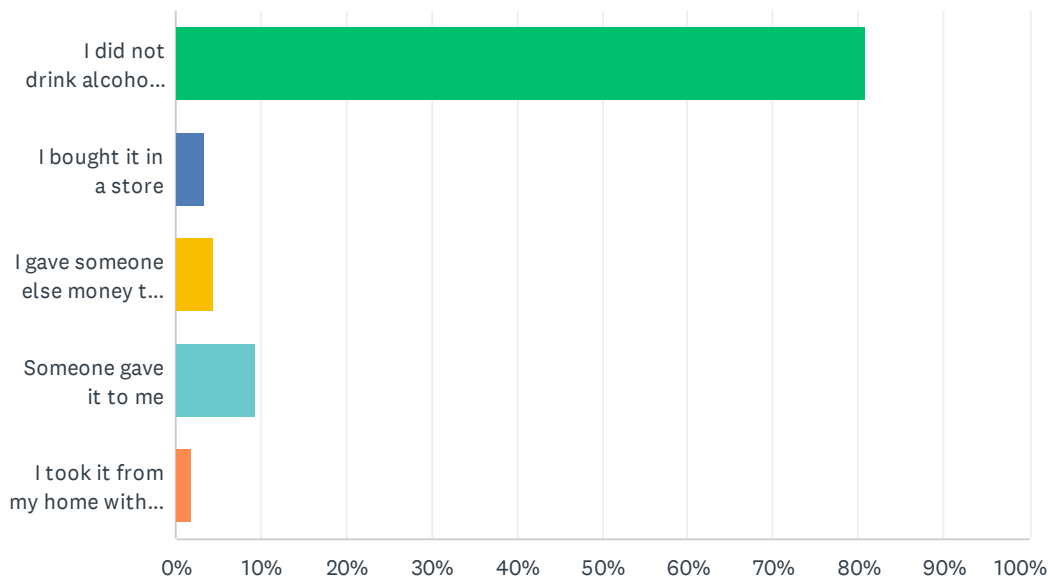
Answered: 463 Skipped: 7



ANSWER CHOICES	RESPONSES
I have not attended a party with parents present where alcohol was served without their knowledge in the past 3 months.	85.96% 398
1-3 parties	10.58% 49
4-5 parties	1.08% 5
6-8 parties	0.86% 4
more than 8 parties	1.51% 7
<b>TOTAL</b>	<b>463</b>

### Q59 During the past 30 days, how did you usually get the alcohol you drank?

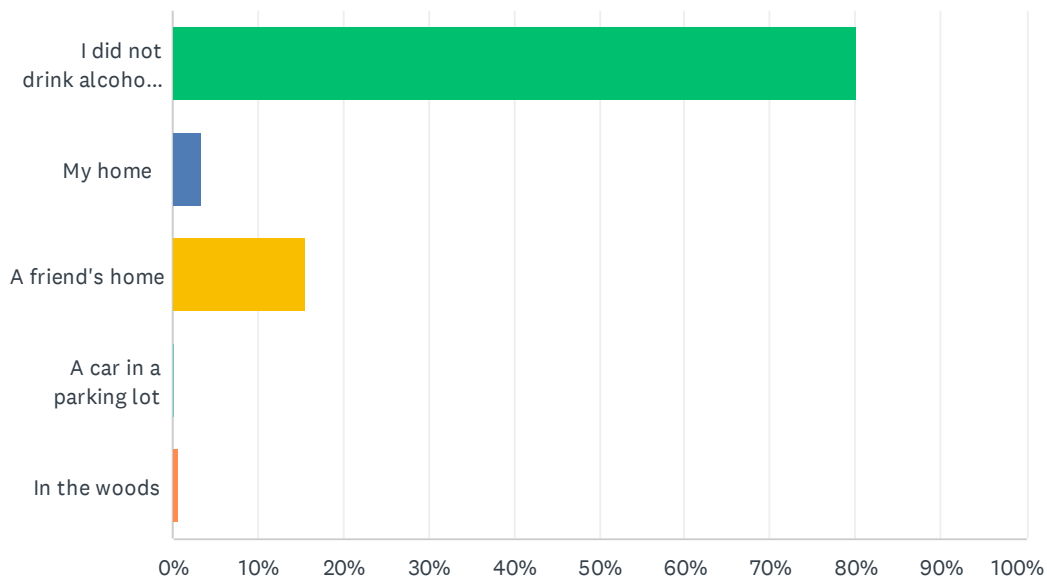
Answered: 463 Skipped: 7



ANSWER CHOICES	RESPONSES	
I did not drink alcohol during the past 30 days	80.78%	374
I bought it in a store	3.46%	16
I gave someone else money to buy it for me	4.54%	21
Someone gave it to me	9.29%	43
I took it from my home without permission	1.94%	9
<b>TOTAL</b>		<b>463</b>

## Q60 During the past 30 days, where was the most frequent spot you chose to drink?

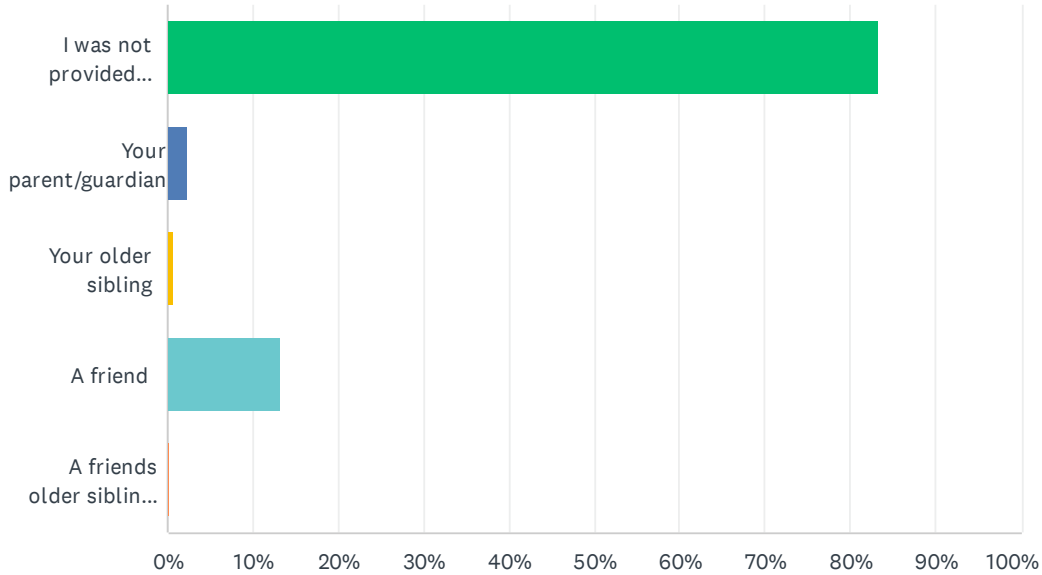
Answered: 463 Skipped: 7



ANSWER CHOICES	RESPONSES	
I did not drink alcohol in the past 30 days	80.13%	371
My home	3.46%	16
A friend's home	15.55%	72
A car in a parking lot	0.22%	1
In the woods	0.65%	3
<b>TOTAL</b>		<b>463</b>

### Q61 If you were provided alcohol by someone during the past 30 days, who was that person?

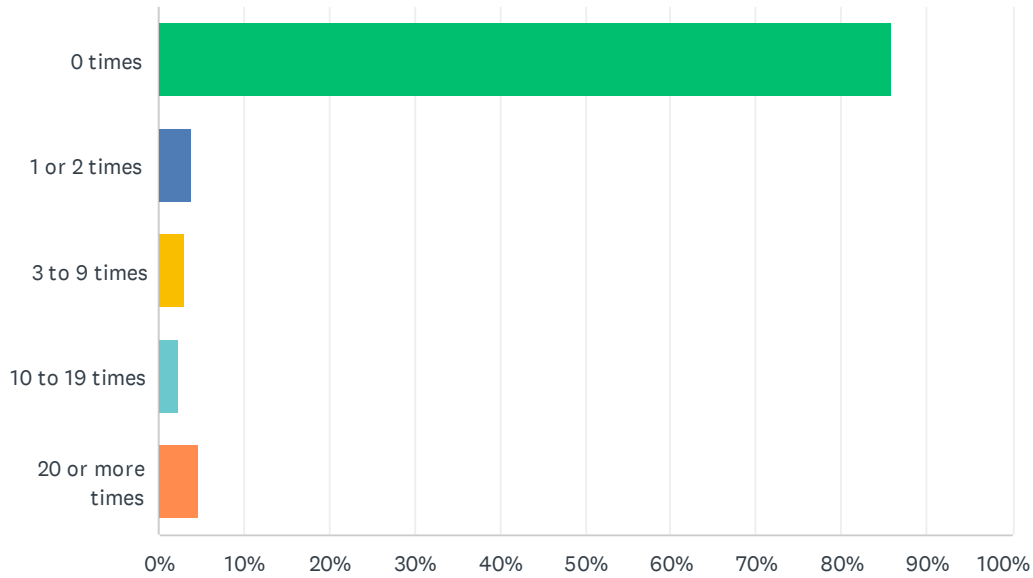
Answered: 458 Skipped: 12



ANSWER CHOICES	RESPONSES	
I was not provided alcohol by anyone in the past 30 days	83.41%	382
Your parent/guardian	2.40%	11
Your older sibling	0.66%	3
A friend	13.32%	61
A friends older sibling or parent	0.22%	1
<b>TOTAL</b>		<b>458</b>

## Q62 During your life, how many times have you used marijuana?

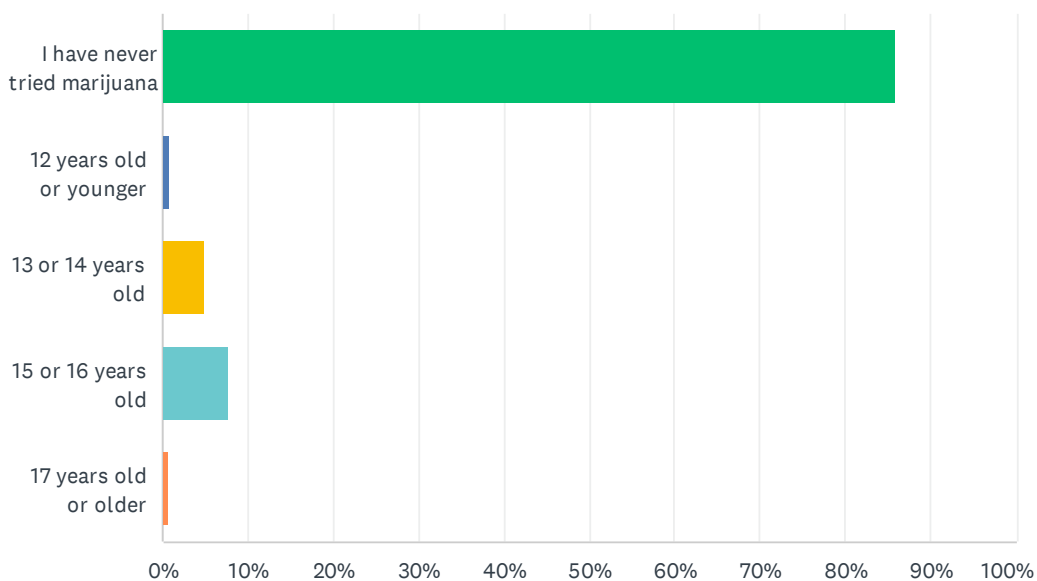
Answered: 458 Skipped: 12



ANSWER CHOICES	RESPONSES	
0 times	86.03%	394
1 or 2 times	3.93%	18
3 to 9 times	3.06%	14
10 to 19 times	2.40%	11
20 or more times	4.59%	21
<b>TOTAL</b>		<b>458</b>

### Q63 How old were you when you tried marijuana for the first time?

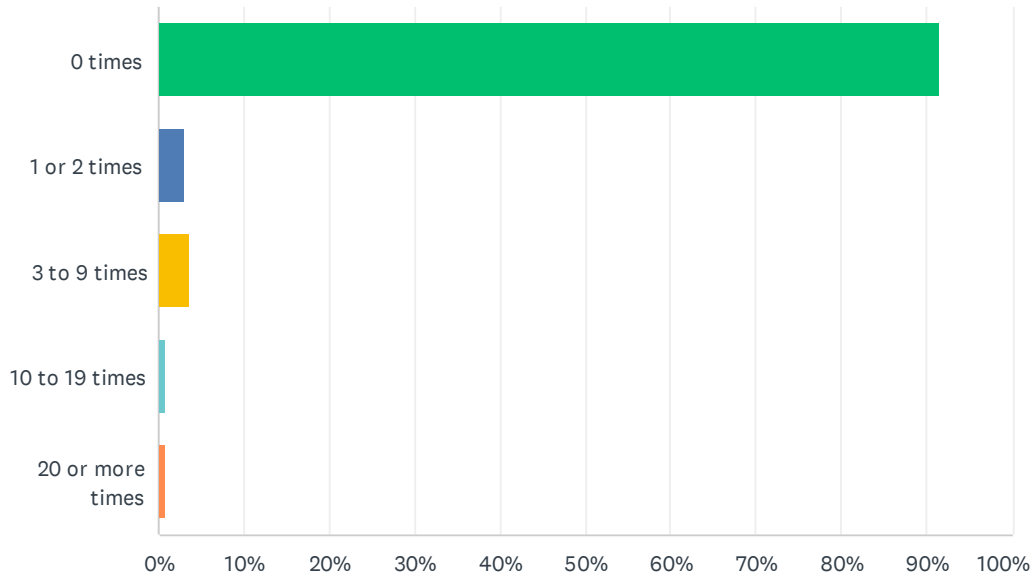
Answered: 458 Skipped: 12



ANSWER CHOICES	RESPONSES	
I have never tried marijuana	86.03%	394
12 years old or younger	0.87%	4
13 or 14 years old	4.80%	22
15 or 16 years old	7.64%	35
17 years old or older	0.66%	3
<b>TOTAL</b>		<b>458</b>

### Q64 During the past 30 days, how many times did you use marijuana?

Answered: 458 Skipped: 12

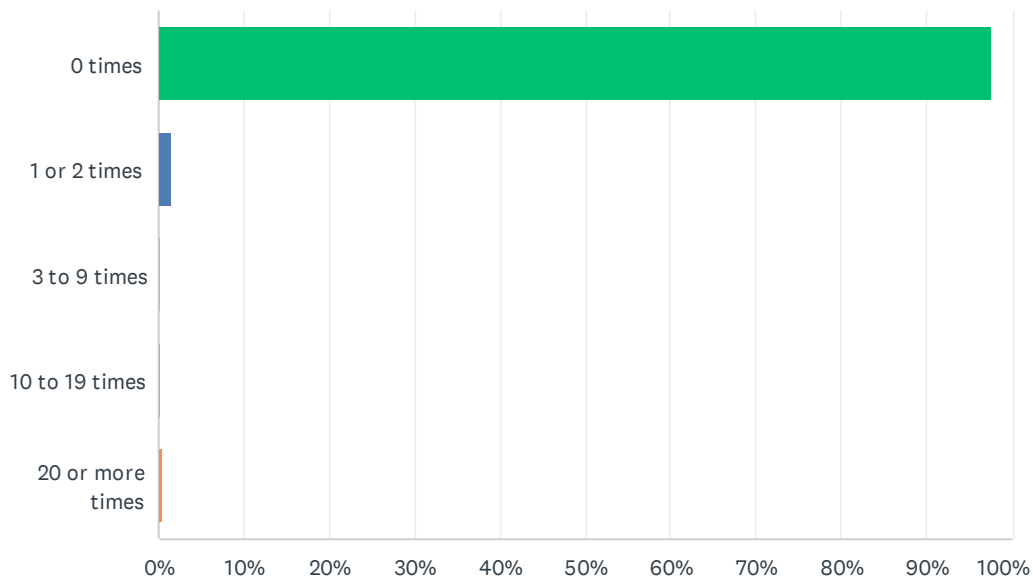


ANSWER CHOICES	RESPONSES	
0 times	91.48%	419
1 or 2 times	3.06%	14
3 to 9 times	3.71%	17
10 to 19 times	0.87%	4
20 or more times	0.87%	4
<b>TOTAL</b>		<b>458</b>



### Q65 During the past 30 days, how many times did you use marijuana on school property?

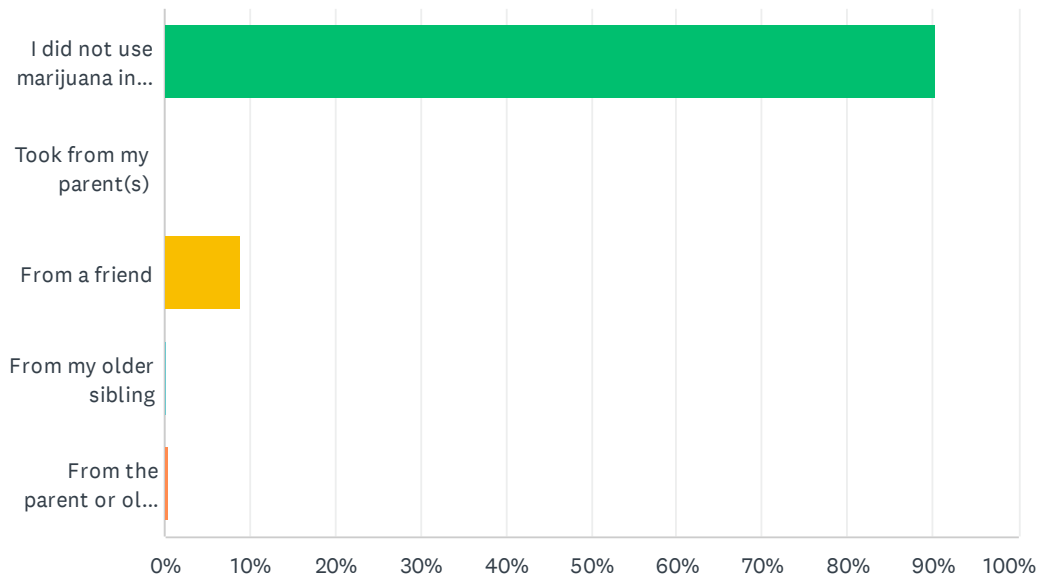
Answered: 458 Skipped: 12



ANSWER CHOICES	RESPONSES	
0 times	97.60%	447
1 or 2 times	1.53%	7
3 to 9 times	0.22%	1
10 to 19 times	0.22%	1
20 or more times	0.44%	2
<b>TOTAL</b>		<b>458</b>

### Q66 During the past 30 days, how did you obtain the marijuana you used?

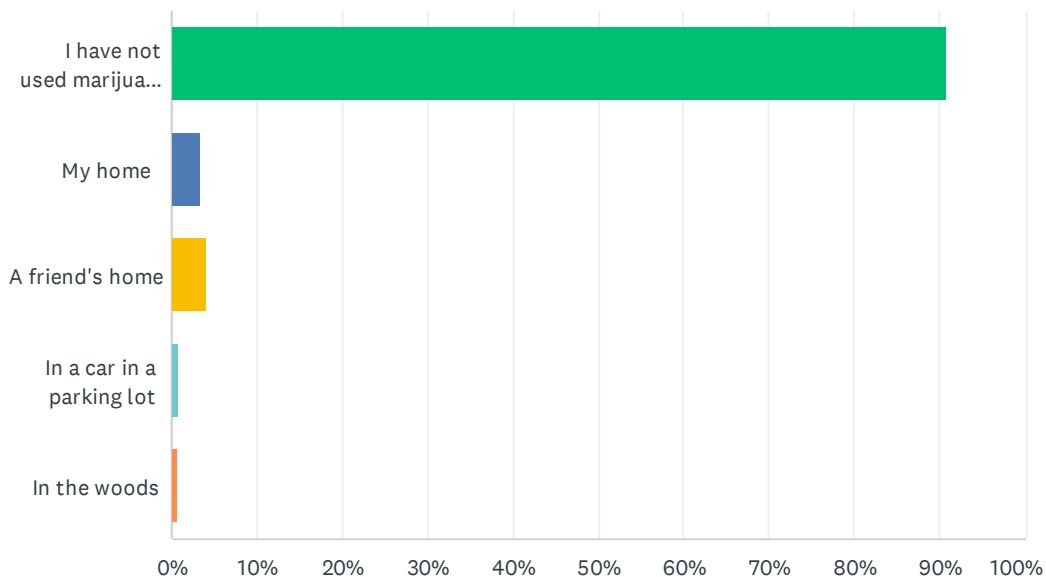
Answered: 457 Skipped: 13



ANSWER CHOICES	RESPONSES	
I did not use marijuana in the past 30 days	90.37%	413
Took from my parent(s)	0.00%	0
From a friend	8.97%	41
From my older sibling	0.22%	1
From the parent or older sibling of a friend	0.44%	2
<b>TOTAL</b>		<b>457</b>

### Q67 During the past 30 days, where was the most frequent spot you chose to use marijuana?

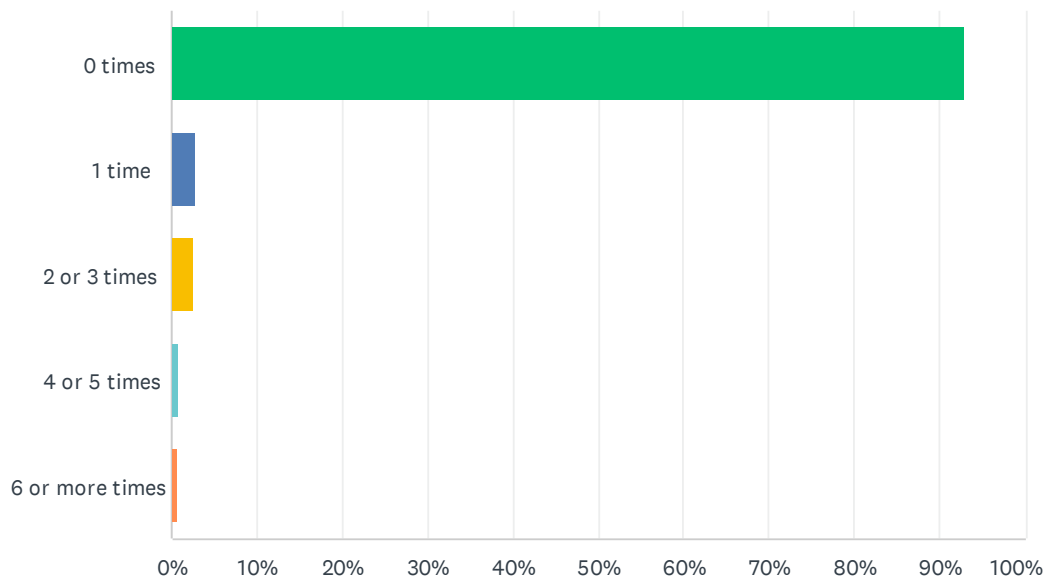
Answered: 458 Skipped: 12



ANSWER CHOICES	RESPONSES	
I have not used marijuana in the past 30 days	90.83%	416
My home	3.49%	16
A friend's home	4.15%	19
In a car in a parking lot	0.87%	4
In the woods	0.66%	3
<b>TOTAL</b>		<b>458</b>

### Q68 During the past 30 days, how many times did you ride in a car or other vehicle driven by someone who has been using marijuana?

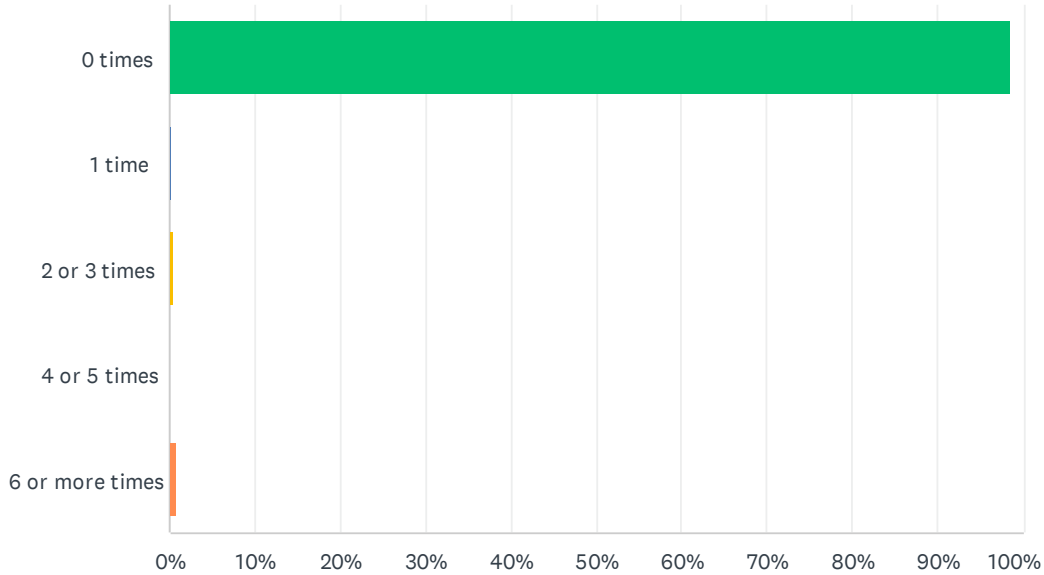
Answered: 457 Skipped: 13



ANSWER CHOICES	RESPONSES	
0 times	93.00%	425
1 time	2.84%	13
2 or 3 times	2.63%	12
4 or 5 times	0.88%	4
6 or more times	0.66%	3
<b>TOTAL</b>		<b>457</b>

### Q69 During the past 30 days, how many times did you drive a car or other vehicle when you had been using marijuana?

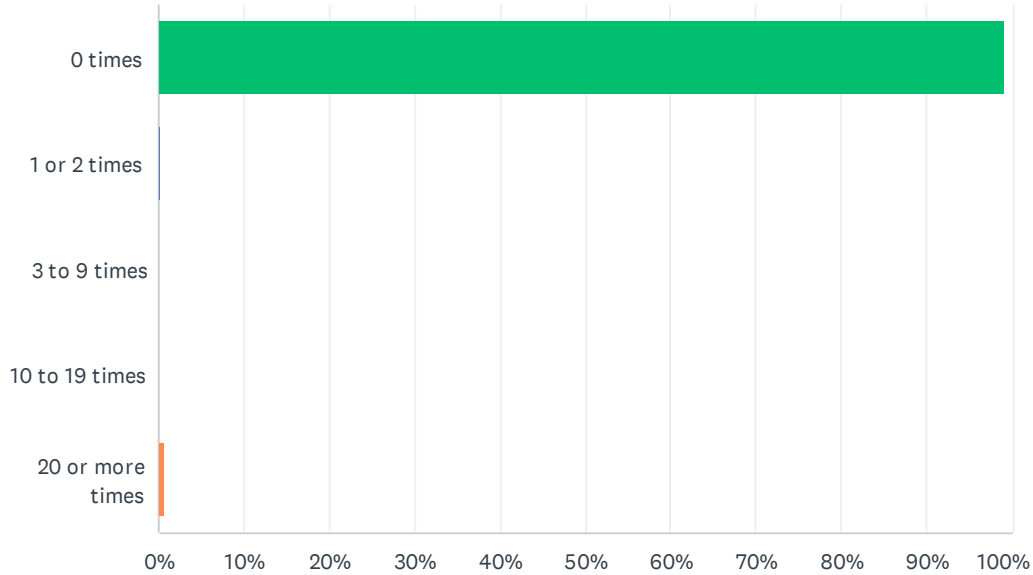
Answered: 455 Skipped: 15



ANSWER CHOICES	RESPONSES	
0 times	98.46%	448
1 time	0.22%	1
2 or 3 times	0.44%	2
4 or 5 times	0.00%	0
6 or more times	0.88%	4
<b>TOTAL</b>		<b>455</b>

## Q70 During your life, how many times have you used any form of cocaine, including powder or crack?

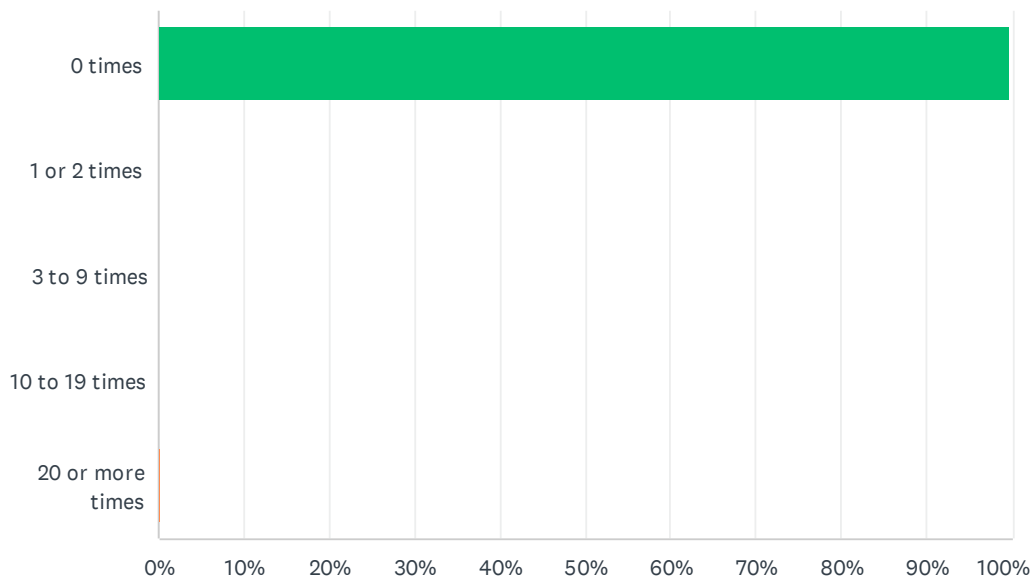
Answered: 456 Skipped: 14



ANSWER CHOICES	RESPONSES	
0 times	99.12%	452
1 or 2 times	0.22%	1
3 to 9 times	0.00%	0
10 to 19 times	0.00%	0
20 or more times	0.66%	3
<b>TOTAL</b>		<b>456</b>

## Q71 During your life, how many times have you used Heroin, Ecstasy or PCP?

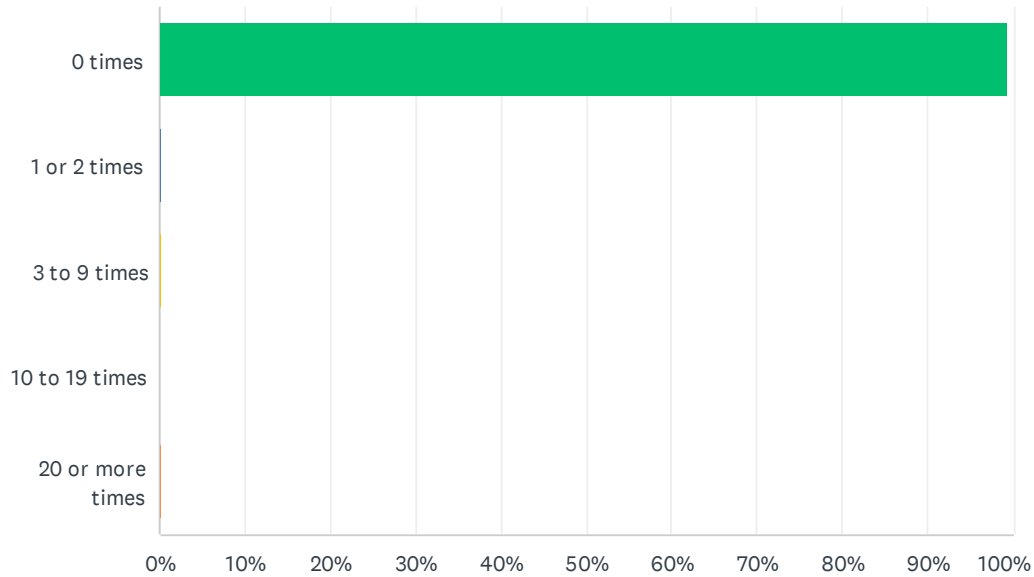
Answered: 457 Skipped: 13



ANSWER CHOICES	RESPONSES
0 times	99.78% 456
1 or 2 times	0.00% 0
3 to 9 times	0.00% 0
10 to 19 times	0.00% 0
20 or more times	0.22% 1
<b>TOTAL</b>	<b>457</b>

## Q72 During your life, how many times have you taken steroid pills or shots without a doctor's prescription?

Answered: 457 Skipped: 13

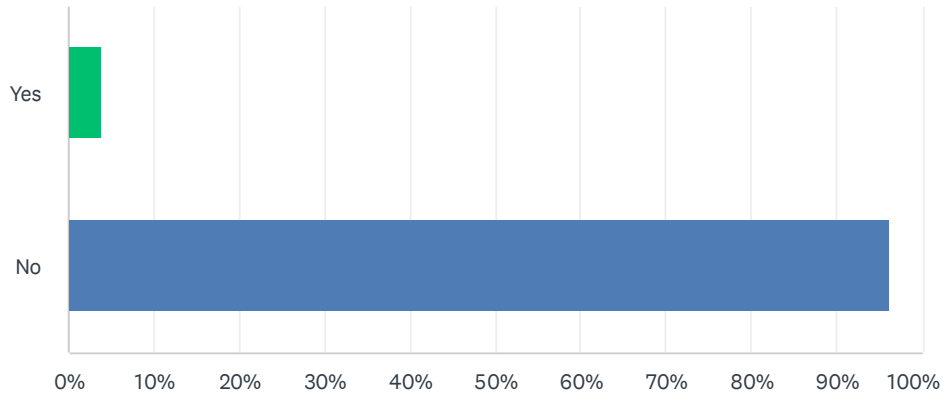


ANSWER CHOICES	RESPONSES	
0 times	99.34%	454
1 or 2 times	0.22%	1
3 to 9 times	0.22%	1
10 to 19 times	0.00%	0
20 or more times	0.22%	1
<b>TOTAL</b>		<b>457</b>



### Q73 During the past 12 months, has anyone offered, sold, or given you an illegal drug on school property?

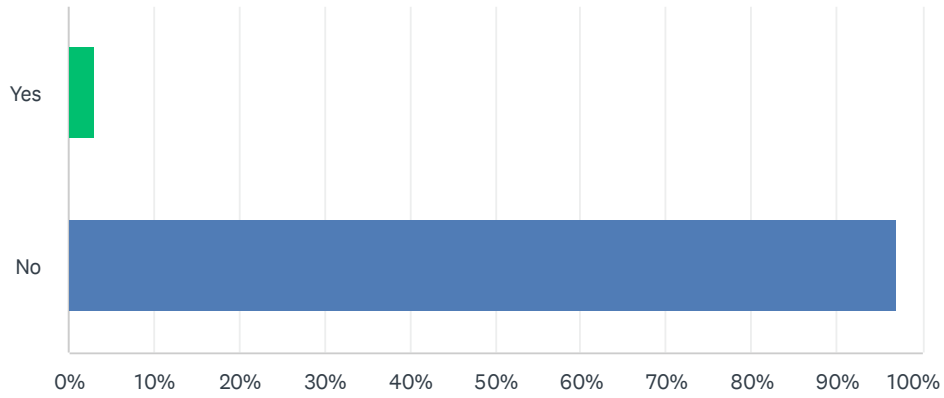
Answered: 457 Skipped: 13



ANSWER CHOICES	RESPONSES	
Yes	3.94%	18
No	96.06%	439
TOTAL		457

## Q74 Have you ever attended school/classes under the influence of alcohol or drugs?

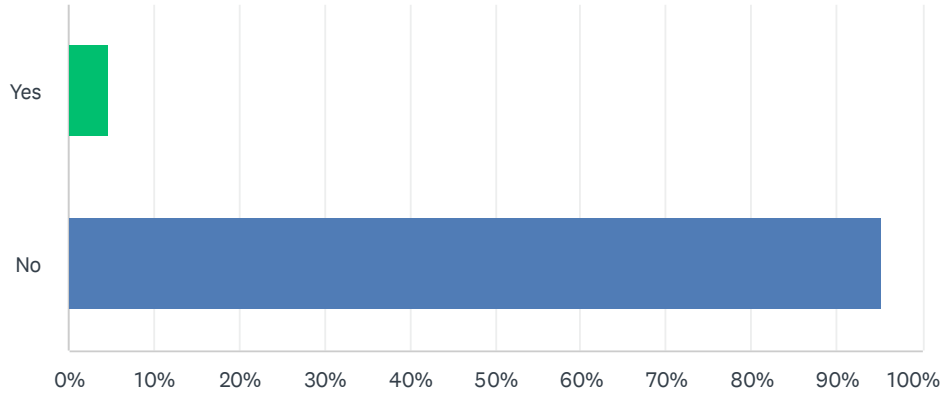
Answered: 457 Skipped: 13



ANSWER CHOICES	RESPONSES	
Yes	3.06%	14
No	96.94%	443
TOTAL		457

### Q75 Have you ever attended a school event outside of regular school hours (dance, sporting event, etc.) under the influence of alcohol or drugs?

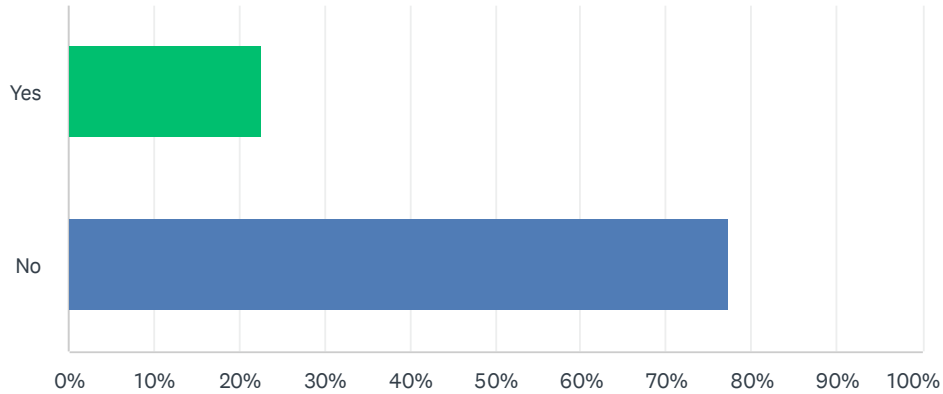
Answered: 456 Skipped: 14



ANSWER CHOICES	RESPONSES	
Yes	4.61%	21
No	95.39%	435
<b>TOTAL</b>		<b>456</b>

Q76 During your life, have you ever taken a prescription pain medicine that was prescribed for you by a doctor to treat a medical issue? For this question count drugs such as OxyContin, Percocet, Vicodin, Codeine and Hydrocodone.

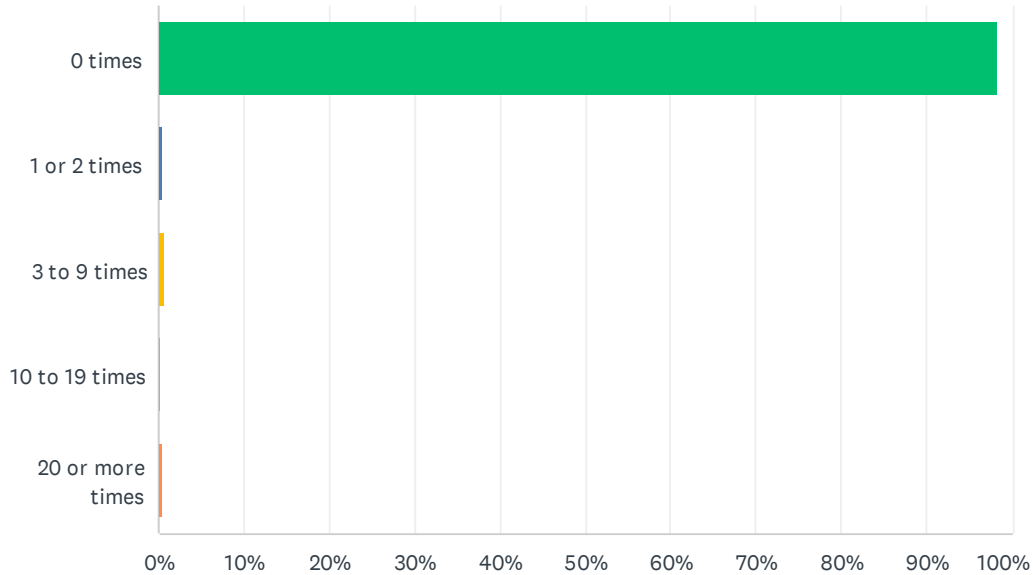
Answered: 455 Skipped: 15



ANSWER CHOICES	RESPONSES	
Yes	22.64%	103
No	77.36%	352
TOTAL		455

**Q77 During your life, how many times have you taken prescription pain medicine (such as OxyContin, Percocet, Vicodin, Codeine and Hydrocodone) WITHOUT a doctor's prescription or differently than how a doctor told you to use it?**

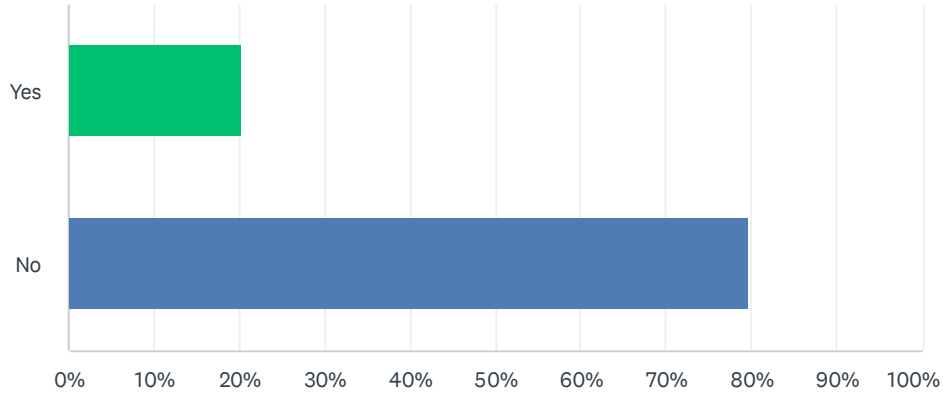
Answered: 457 Skipped: 13



ANSWER CHOICES	RESPONSES	
0 times	98.25%	449
1 or 2 times	0.44%	2
3 to 9 times	0.66%	3
10 to 19 times	0.22%	1
20 or more times	0.44%	2
<b>TOTAL</b>		<b>457</b>

Q78 During your life, have you ever taken a prescription medication to help you focus (such as Adderall, Ritalin, Concerta, etc.) or to treat anxiety (such as Ativan or Xanax) that was prescribed for you by a doctor?

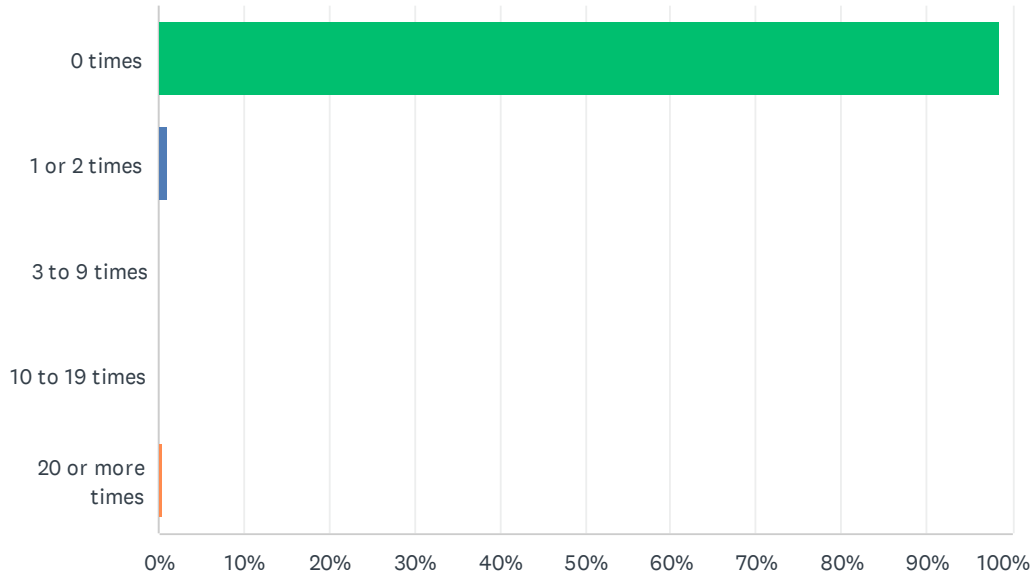
Answered: 457 Skipped: 13



ANSWER CHOICES	RESPONSES	
Yes	20.35%	93
No	79.65%	364
TOTAL		457

**Q79 During your life, how many times have you taken a prescription medication (such as Adderall, Ritalin, Concerta, Ativan or Xanax) WITHOUT a doctor's prescription or differently than how a doctor told you to use it?**

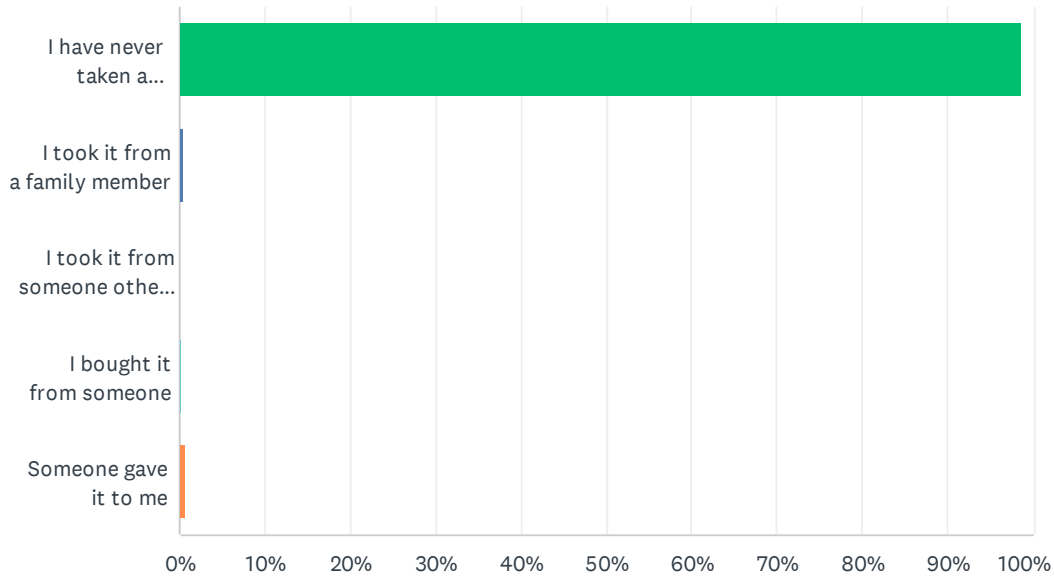
Answered: 456 Skipped: 14



ANSWER CHOICES	RESPONSES	
0 times	98.46%	449
1 or 2 times	1.10%	5
3 to 9 times	0.00%	0
10 to 19 times	0.00%	0
20 or more times	0.44%	2
<b>TOTAL</b>		<b>456</b>

## Q80 How did you usually get the prescription drugs that you've taken without a doctor's prescription?

Answered: 456 Skipped: 14

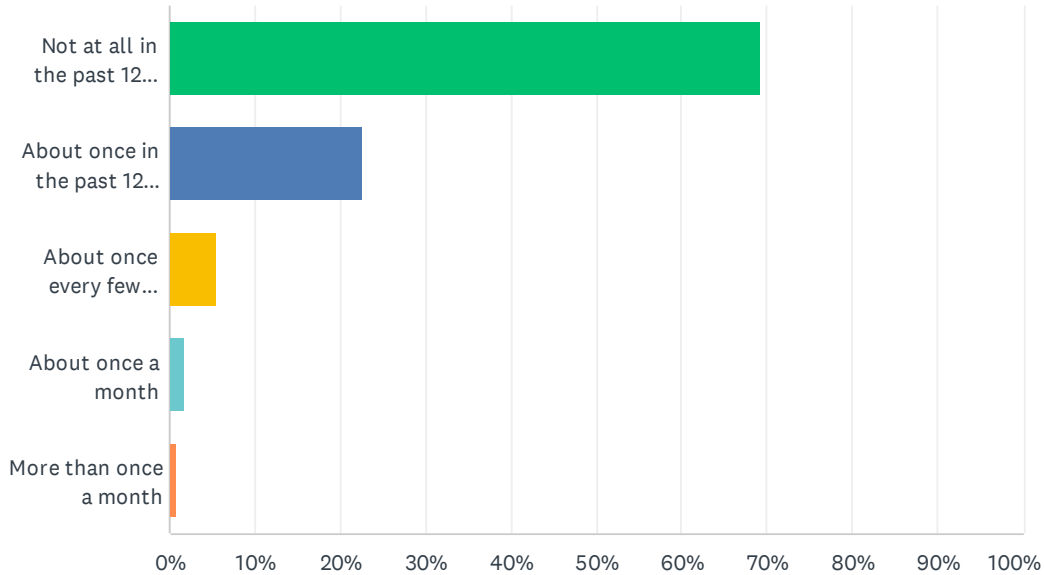


ANSWER CHOICES	RESPONSES	
I have never taken a prescription drug without a doctor's prescription	98.68%	450
I took it from a family member	0.44%	2
I took it from someone other than a family member	0.00%	0
I bought it from someone	0.22%	1
Someone gave it to me	0.66%	3
<b>TOTAL</b>		<b>456</b>



### Q81 During the past 12 months, about how often have you had a conversation with your parents or other adults in your family about sexuality or ways to prevent sexually transmitted diseases (STDs) or pregnancy?

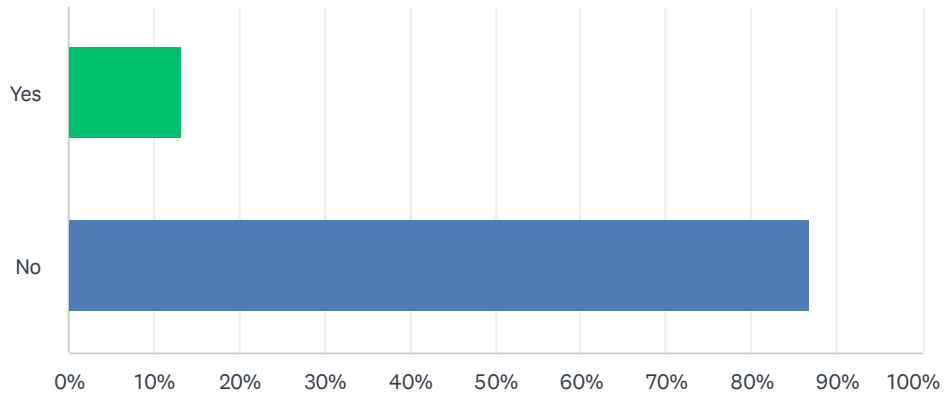
Answered: 456 Skipped: 14



ANSWER CHOICES	RESPONSES	
Not at all in the past 12 months	69.30%	316
About once in the past 12 months	22.59%	103
About once every few months	5.48%	25
About once a month	1.75%	8
More than once a month	0.88%	4
<b>TOTAL</b>		<b>456</b>

## Q82 Have you ever engaged in oral sex?

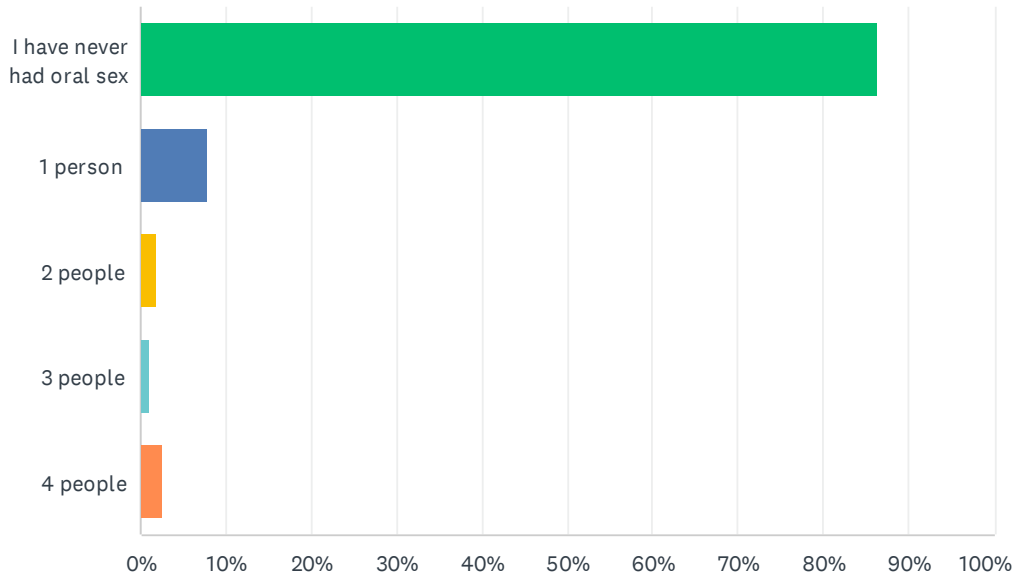
Answered: 457 Skipped: 13



ANSWER CHOICES	RESPONSES	
Yes	13.13%	60
No	86.87%	397
TOTAL		457

### Q83 During the past 12 months, with how many people have you had oral sex?

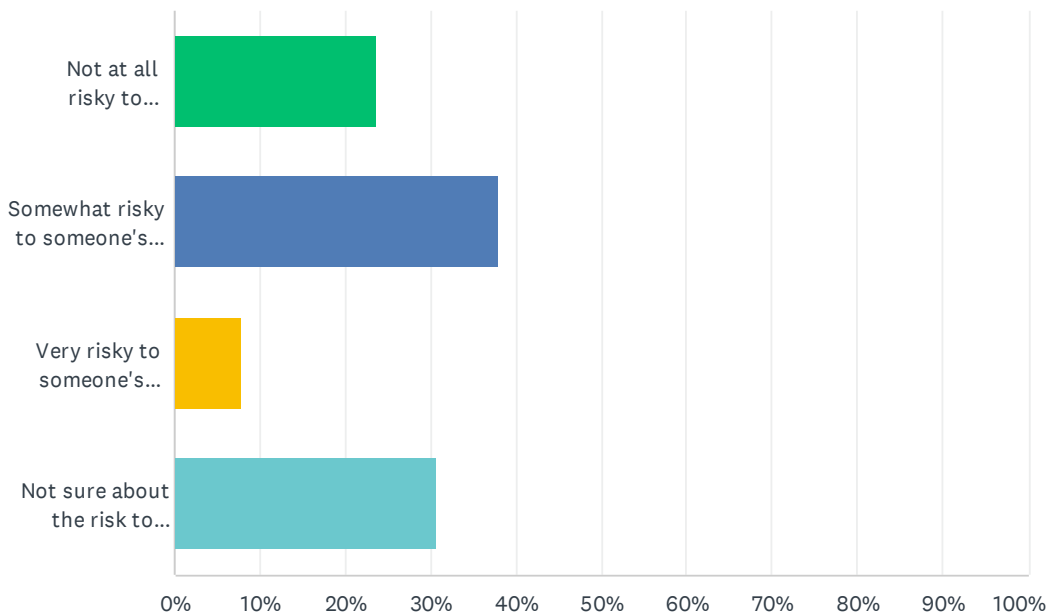
Answered: 457 Skipped: 13



ANSWER CHOICES	RESPONSES	
I have never had oral sex	86.43%	395
1 person	7.88%	36
2 people	1.97%	9
3 people	1.09%	5
4 people	2.63%	12
<b>TOTAL</b>		<b>457</b>

### Q84 To what degree do you believe engaging in oral sex impacts ones health?

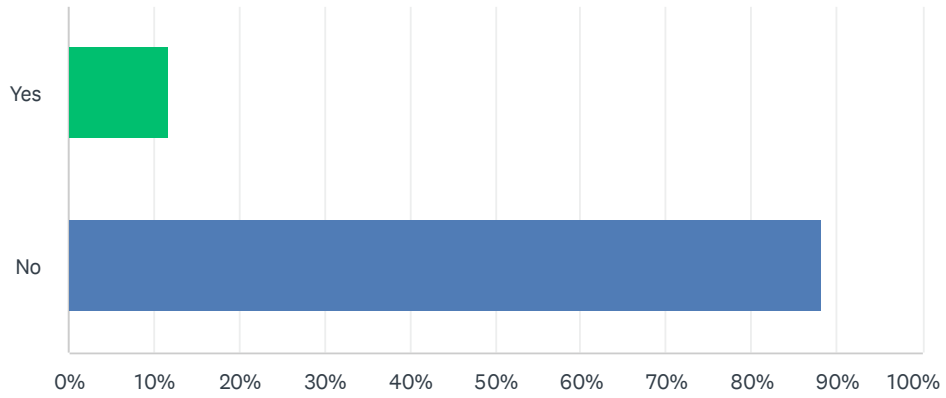
Answered: 454 Skipped: 16



ANSWER CHOICES	RESPONSES	
Not at all risky to someone's health	23.57%	107
Somewhat risky to someone's health	37.89%	172
Very risky to someone's health	7.93%	36
Not sure about the risk to someone's health	30.62%	139
<b>TOTAL</b>		<b>454</b>

## Q85 Have you ever had sexual intercourse?

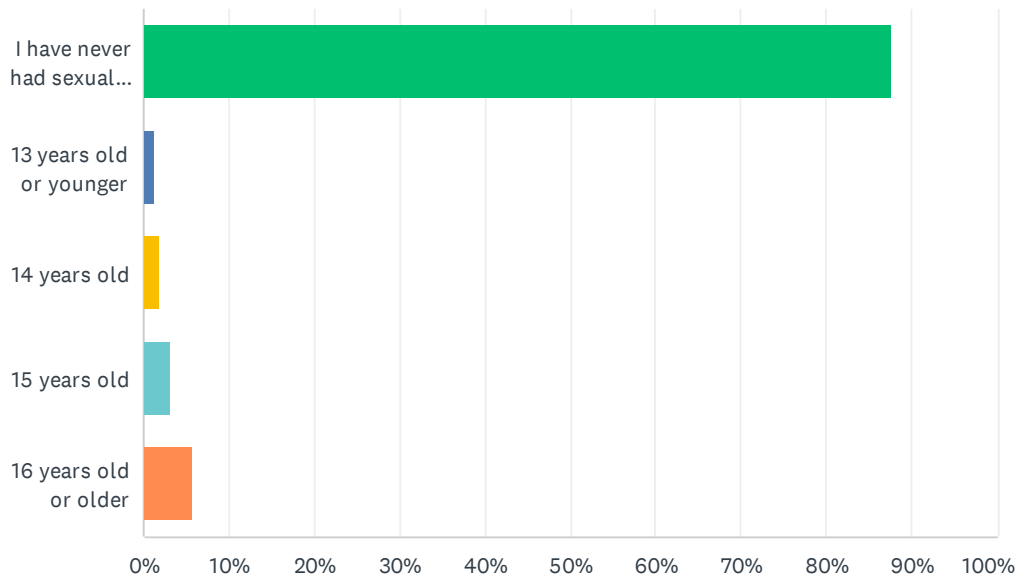
Answered: 453 Skipped: 17



ANSWER CHOICES	RESPONSES	
Yes	11.70%	53
No	88.30%	400
<b>TOTAL</b>		<b>453</b>

## Q86 How old were you when you had sexual intercourse for the first time?

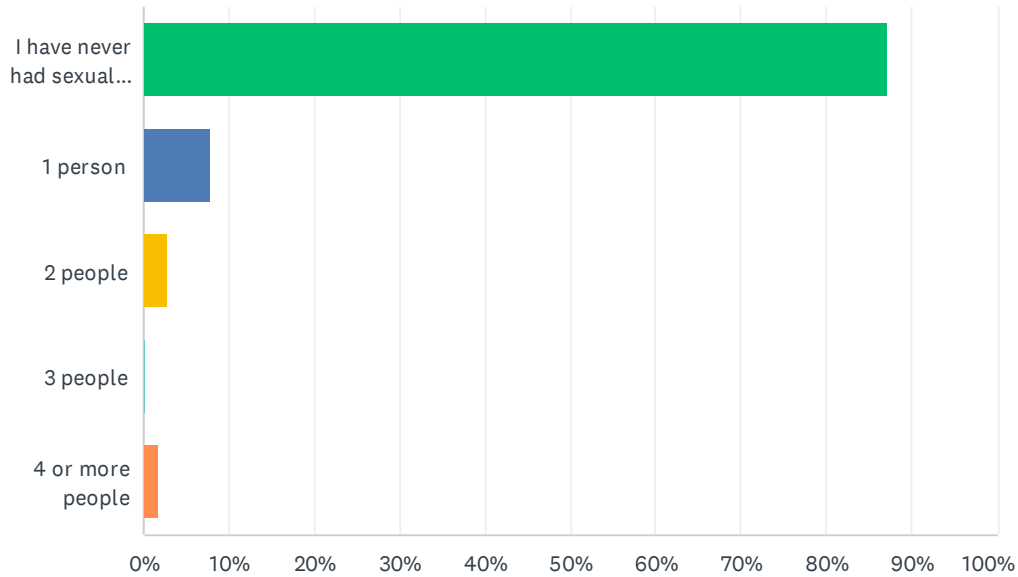
Answered: 454 Skipped: 16



ANSWER CHOICES	RESPONSES	
I have never had sexual intercourse	87.67%	398
13 years old or younger	1.32%	6
14 years old	1.98%	9
15 years old	3.30%	15
16 years old or older	5.73%	26
<b>TOTAL</b>		<b>454</b>

## Q87 During your life, with how many people have you had sexual intercourse?

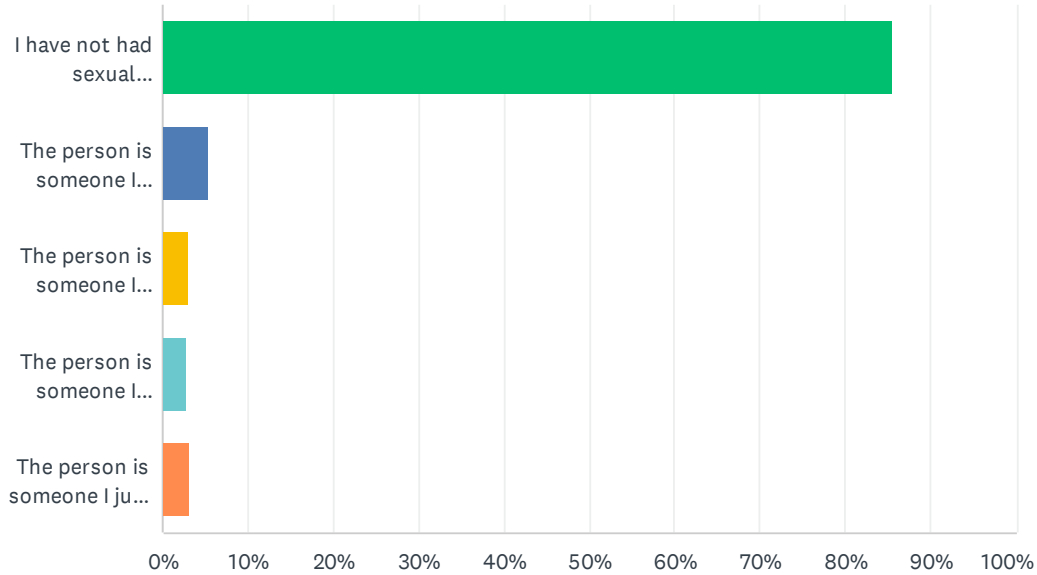
Answered: 453 Skipped: 17



ANSWER CHOICES	RESPONSES	
I have never had sexual intercourse	87.20%	395
1 person	7.95%	36
2 people	2.87%	13
3 people	0.22%	1
4 or more people	1.77%	8
<b>TOTAL</b>		<b>453</b>

## Q88 How would you describe the person with whom you last had sexual intercourse or oral sex?

Answered: 454 Skipped: 16

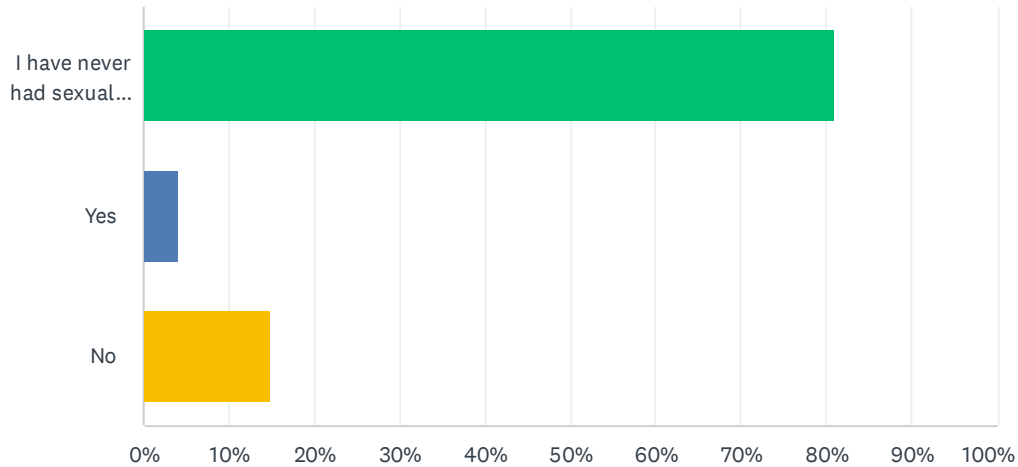


ANSWER CHOICES	RESPONSES	
I have not had sexual intercourse or oral sex	85.46%	388
The person is someone I am/was in a serious relationship with	5.29%	24
The person is someone I am/was casually dating	3.08%	14
The person is someone I am/was just friends with	2.86%	13
The person is someone I just randomly hooked up with	3.30%	15
<b>TOTAL</b>		<b>454</b>



### Q89 Prior to the last time you had oral sex or sexual intercourse did you drink alcohol or use drugs?

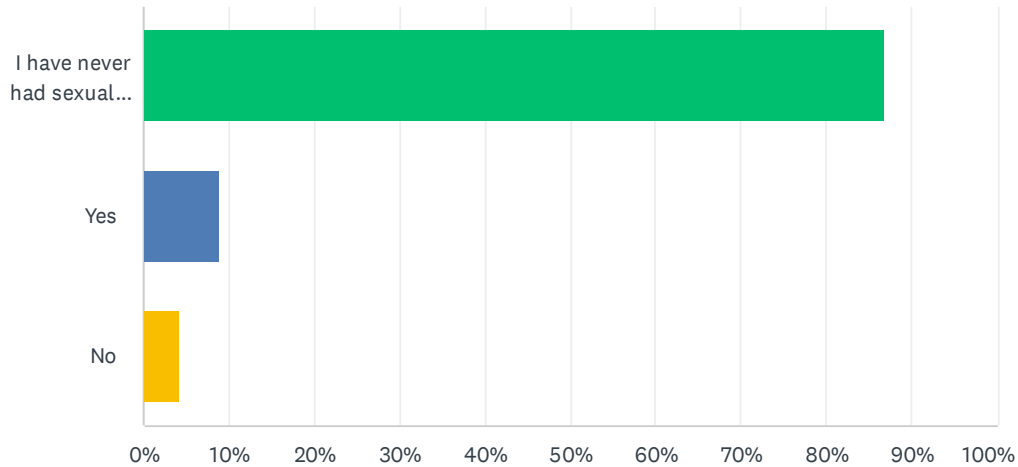
Answered: 453 Skipped: 17



ANSWER CHOICES	RESPONSES	
I have never had sexual intercourse or oral sex	81.02%	367
Yes	3.97%	18
No	15.01%	68
<b>TOTAL</b>		<b>453</b>

## Q90 The last time you had sexual intercourse, did you or your partner use a condom?

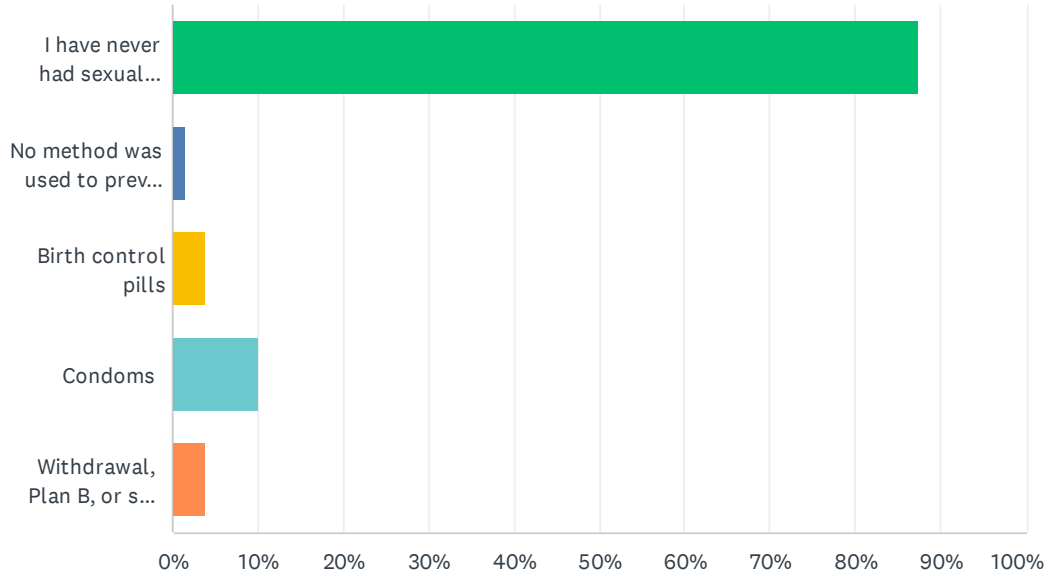
Answered: 454 Skipped: 16



ANSWER CHOICES	RESPONSES	
I have never had sexual intercourse	86.78%	394
Yes	9.03%	41
No	4.19%	19
<b>TOTAL</b>		<b>454</b>

**Q91 The last time you had sexual intercourse, with an opposite sex partner, what one method did you or your partner use to prevent pregnancy? (Select only one response.)**

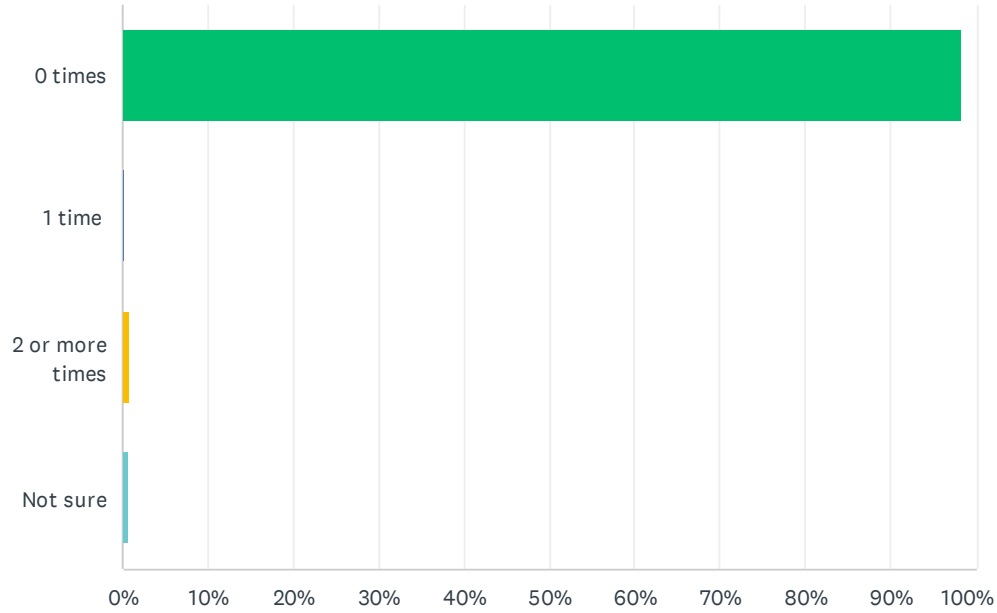
Answered: 453 Skipped: 17



ANSWER CHOICES	RESPONSES	
I have never had sexual intercourse	87.42%	396
No method was used to prevent pregnancy	1.55%	7
Birth control pills	3.75%	17
Condoms	9.93%	45
Withdrawal, Plan B, or some other method	3.75%	17
Total Respondents: 453		

## Q92 How many times have you been pregnant or gotten someone pregnant?

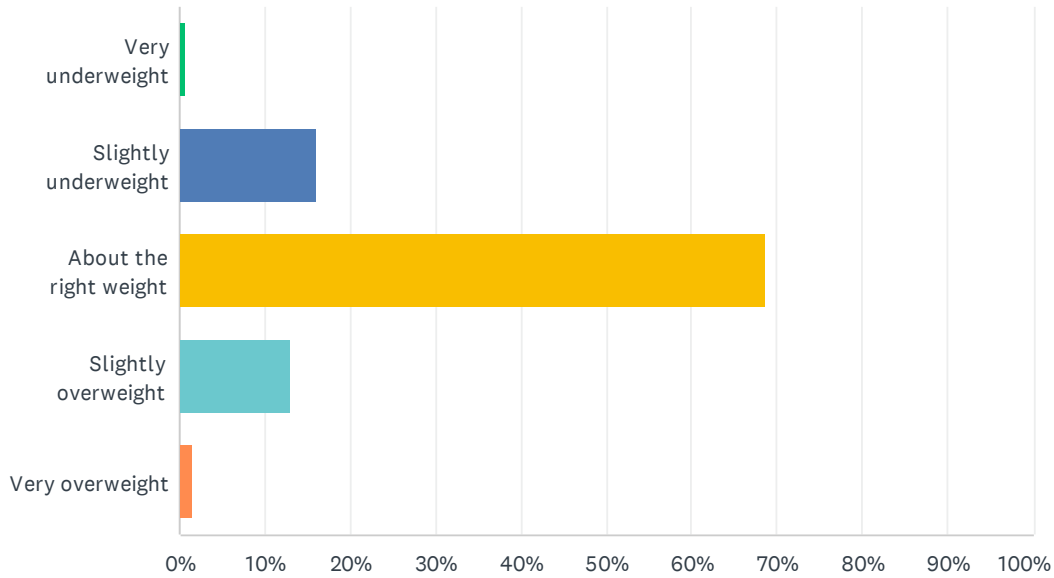
Answered: 455 Skipped: 15



ANSWER CHOICES	RESPONSES
0 times	98.24% 447
1 time	0.22% 1
2 or more times	0.88% 4
Not sure	0.66% 3
<b>TOTAL</b>	<b>455</b>

## Q93 How would you describe your weight?

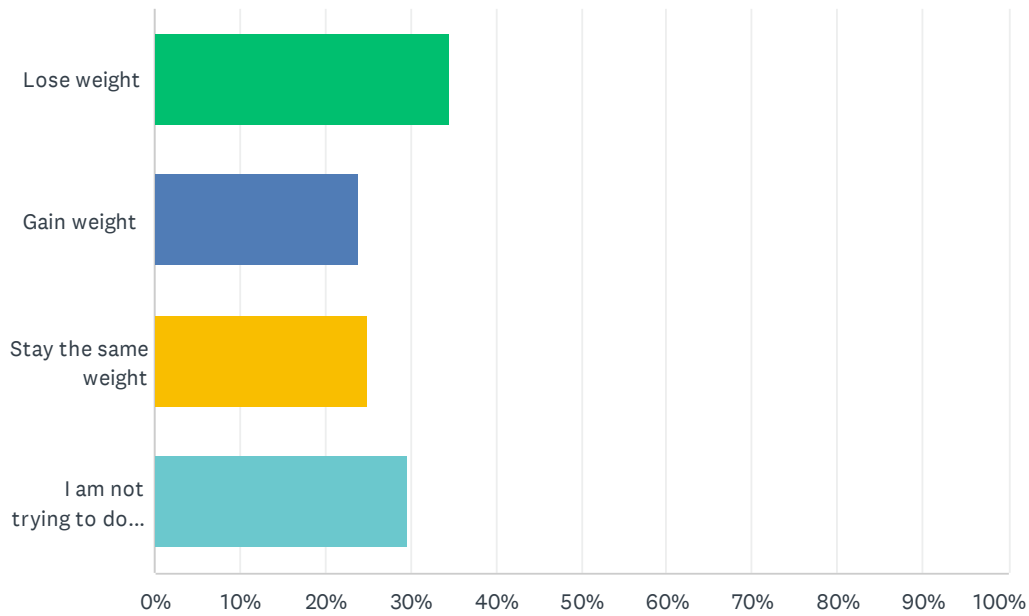
Answered: 454 Skipped: 16



ANSWER CHOICES	RESPONSES	
Very underweight	0.66%	3
Slightly underweight	16.08%	73
About the right weight	68.72%	312
Slightly overweight	13.00%	59
Very overweight	1.54%	7
<b>TOTAL</b>		<b>454</b>

### Q94 Which of the following are you trying to do about your weight?

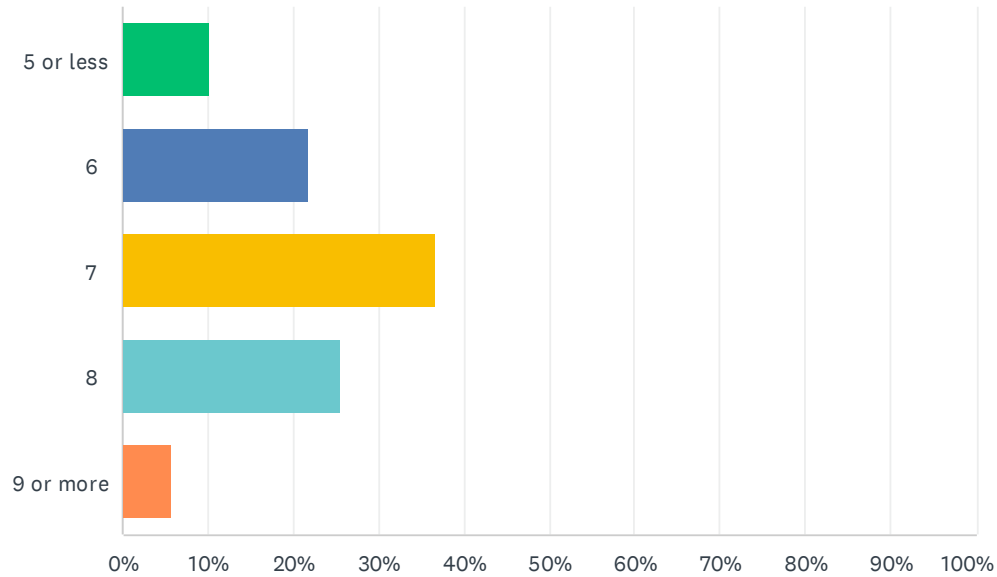
Answered: 454 Skipped: 16



ANSWER CHOICES	RESPONSES	
Lose weight	34.58%	157
Gain weight	23.79%	108
Stay the same weight	24.89%	113
I am not trying to do anything about my weight	29.74%	135
Total Respondents: 454		

## Q95 On average, how many hours of sleep do you get on a typical school night?

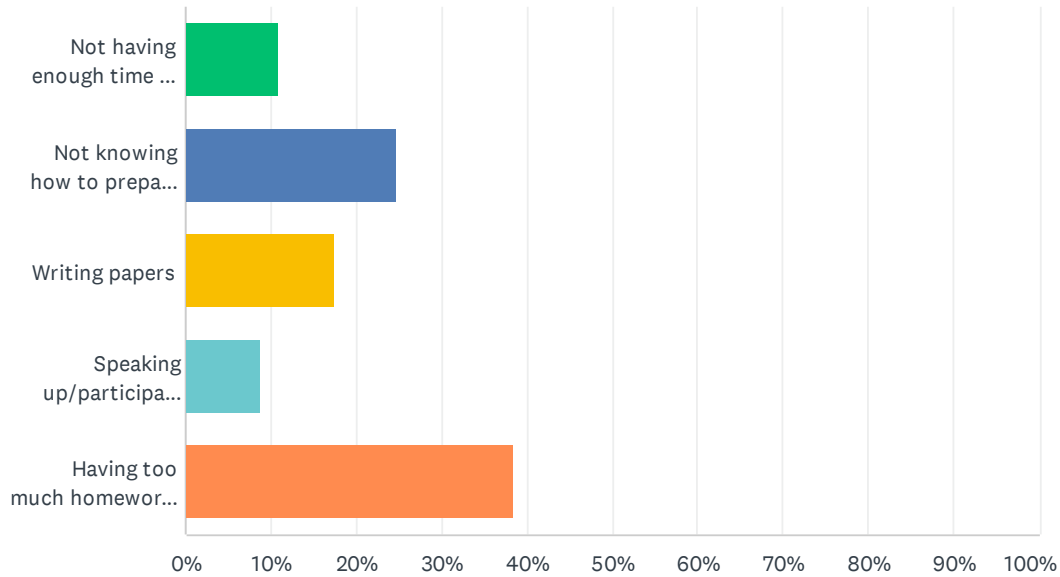
Answered: 455 Skipped: 15



ANSWER CHOICES	RESPONSES	
5 or less	10.33%	47
6	21.76%	99
7	36.70%	167
8	25.49%	116
9 or more	5.71%	26
<b>TOTAL</b>		<b>455</b>

## Q96 Which of the following contributes MOST to your stress level at school?

Answered: 454 Skipped: 16

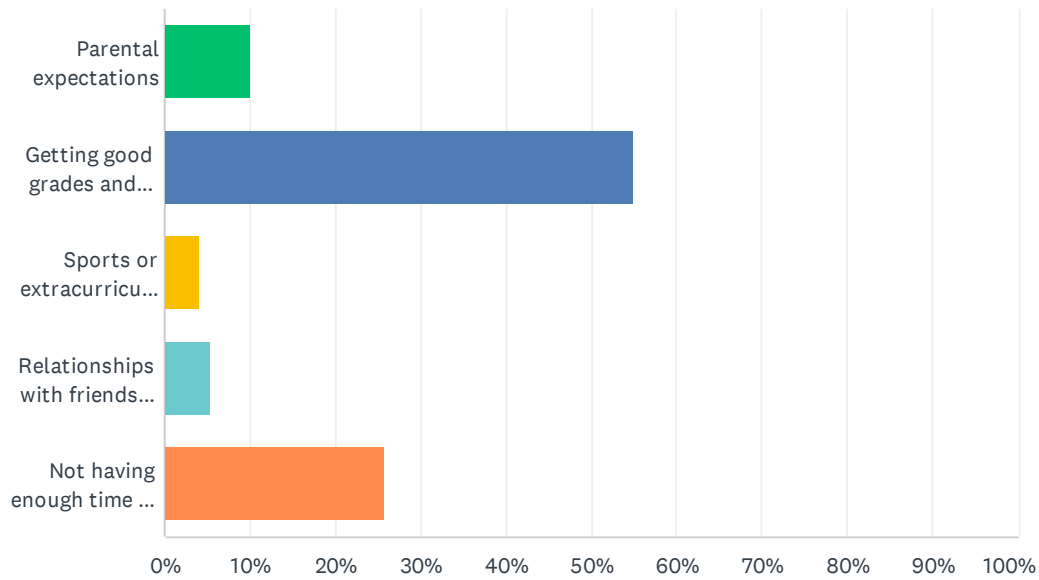


ANSWER CHOICES	RESPONSES	
Not having enough time to take notes or prepare for tests	10.79%	49
Not knowing how to prepare for tests/what will be on the test	24.67%	112
Writing papers	17.40%	79
Speaking up/participating in class	8.81%	40
Having too much homework each night	38.33%	174
<b>TOTAL</b>		<b>454</b>



### Q97 Which of the following factors contributes MOST to your stress level?

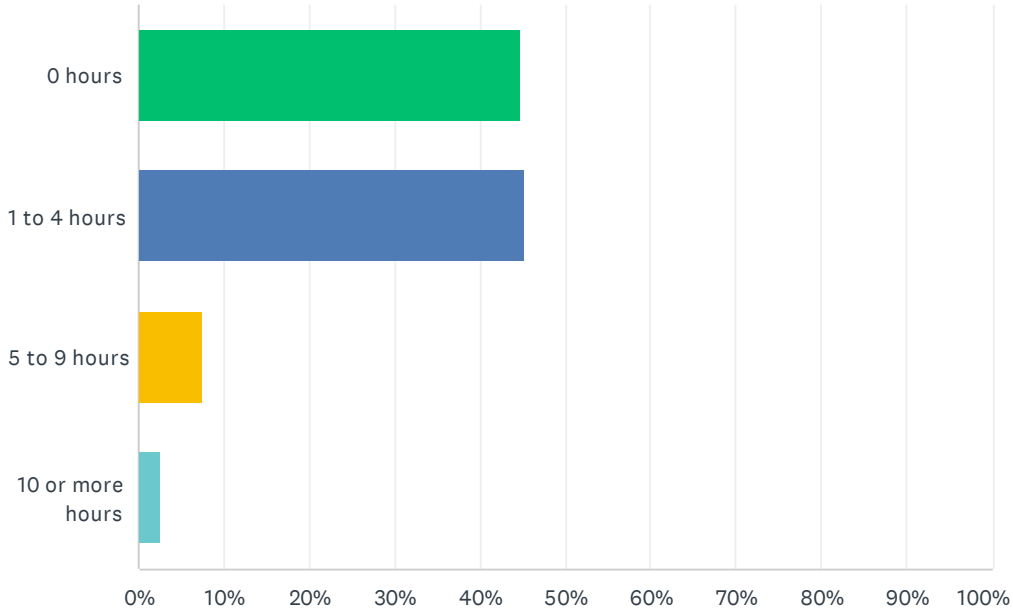
Answered: 453 Skipped: 17



ANSWER CHOICES	RESPONSES	
Parental expectations	9.93%	45
Getting good grades and getting into college	54.97%	249
Sports or extracurricular activities	3.97%	18
Relationships with friends or romantic relationships	5.30%	24
Not having enough time to get everything done	25.83%	117
<b>TOTAL</b>		<b>453</b>

**Q98 In an average month, how many hours do you spend on volunteer work, community service, or helping people outside your home without getting paid? (Do not include court-ordered community service)**

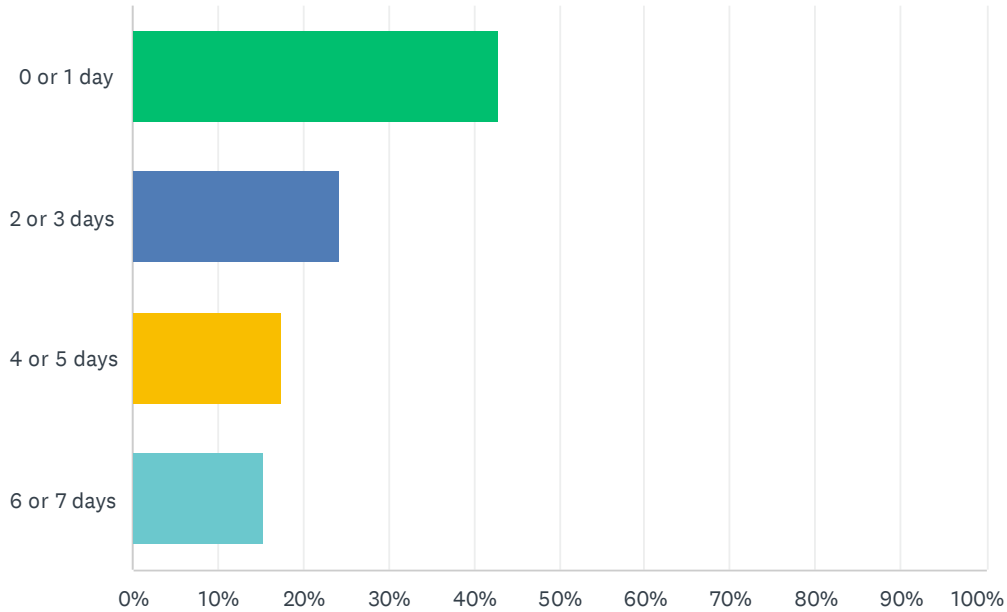
Answered: 454 Skipped: 16



ANSWER CHOICES	RESPONSES	
0 hours	44.71%	203
1 to 4 hours	45.15%	205
5 to 9 hours	7.49%	34
10 or more hours	2.64%	12
<b>TOTAL</b>		<b>454</b>

**Q99 On how many of the past 7 days did you take part in organized after school, evening, or weekend activities {such as school clubs, community center groups, music/art/dance/lessons, drama, church, or other supervised activities)?**

Answered: 454 Skipped: 16



ANSWER CHOICES	RESPONSES	
0 or 1 day	42.95%	195
2 or 3 days	24.23%	110
4 or 5 days	17.40%	79
6 or 7 days	15.42%	70
<b>TOTAL</b>		<b>454</b>